



RIDING



CLUB

LEAGUES



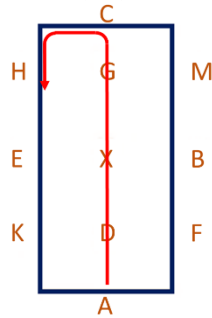
EQUINE BI+



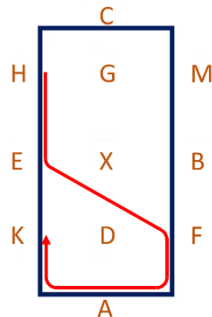
ELIGIBILITY

- ◆ You will need to be an active Member of a registered British Riding Clubs to compete in these classes
- ◆ Intro - Combinations not to have competed at Novice
- ◆ Prelim - Combinations not to have competed at Elementary
- ◆ Novice - Combinations not to have competed at Medium
- ◆ Elementary - Combinations not to have competed at Advanced Medium
- ◆ Medium - Combinations not to have competed at Advanced or above
- ◆ Advanced Medium - Open to all

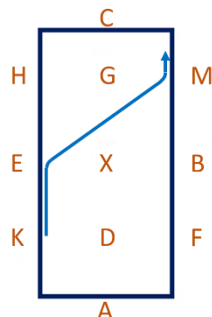
1. A - Enter in working trot and proceed down the centre line
C - Track left



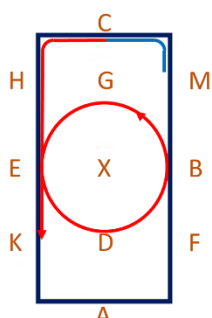
2. E-F - Change the rein in working trot
FAK - Working trot



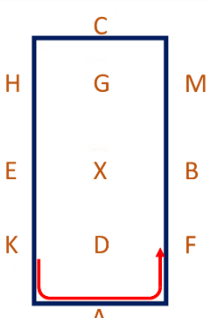
3. K - Medium walk
E-M - Change the rein in medium walk



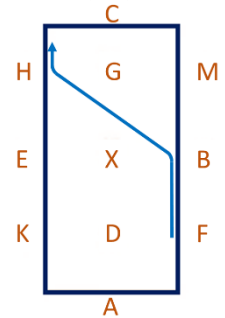
4. C - Working trot
E - Circle left 20m diameter in working trot



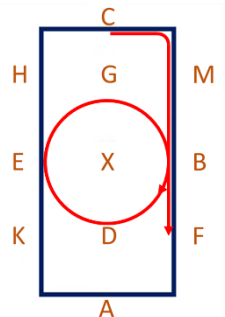
5. KAF - Working trot



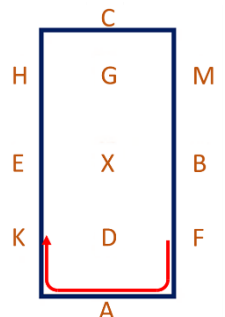
6. F - Medium walk
B-H - Change the rein in medium walk



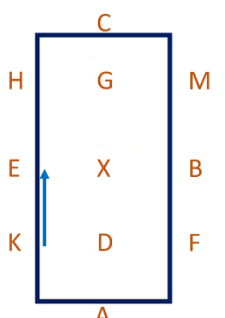
7. C - Working trot
B - Circle right 20m diameter in working trot



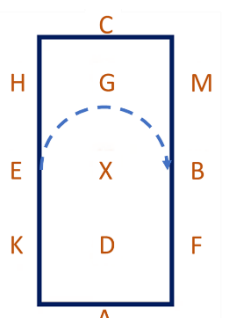
8. FAK - Working trot



9. K - Medium walk



10. E - Half circle right 20m to B at free walk on a long rein



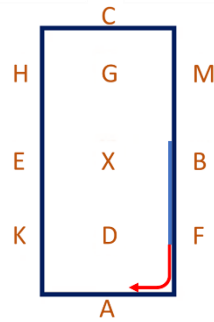


Intro 1b

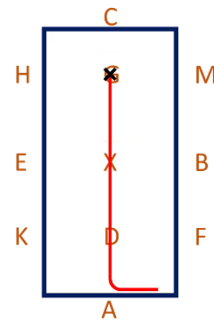
(2020)





Arena 20m x 40m
Approx. time 5 mins

11. B – Medium walk
F – Working trot

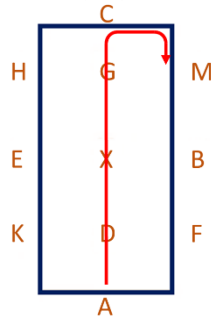


12. A – Turn down the centre line
G – Halt, Immobility, Salute

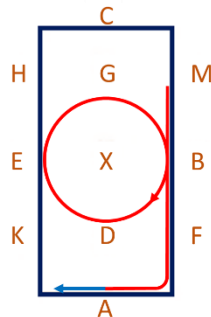


-  Medium Walk
-  Walk on a Free Rein
-  Working Trot
-  Halt

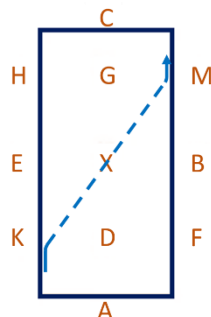
1. A - Enter in working trot and proceed down the centre line
C - Track right



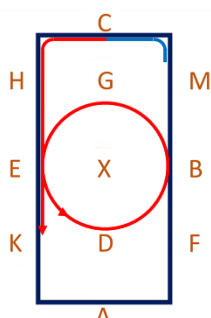
2. B - Circle right 20m diameter in working trot
A - Medium walk



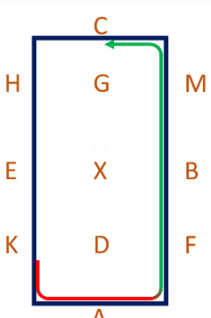
3. K - M - Change the rein in free walk on a long rein
M - Medium walk



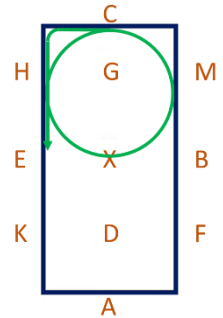
4. C - Working trot
E - Circle left 20m diameter in working trot



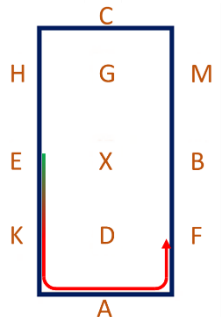
5. Bet. A&F - Transition to working canter
BMC - Working canter



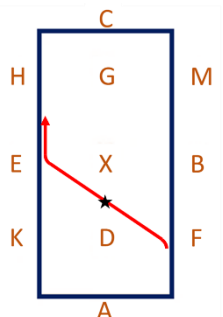
6. C - Circle left 20m diameter in working canter
CHE - Working canter



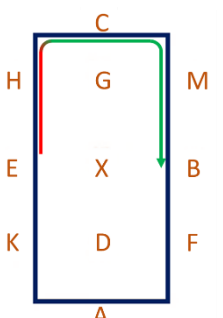
7. Bet. E&K - Transition to working trot
KAF - Working trot



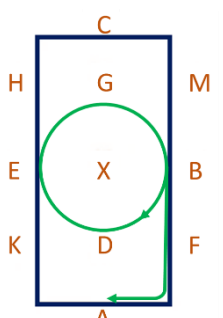
8. F-E - Change the rein in working trot. Give and retake the reins whilst crossing the centre line



9. Bet. H&C - Transition to working canter
CMB - Working canter



10. B - Circle right 20m diameter in working canter
F-A - Working canter



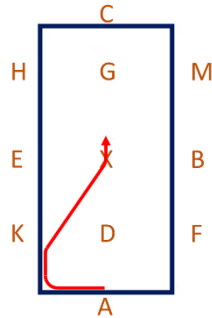


Prelim 2b

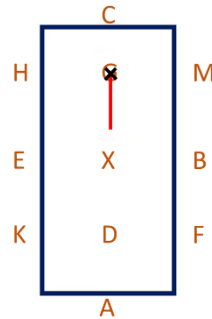
(2020)







Arena 20m x 40m
Approx. time 5 mins

11. A – Transition to working
trot
K-X – Working trot

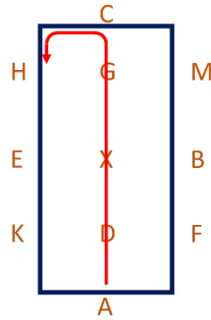


12. G – Halt, Immobility, Salute

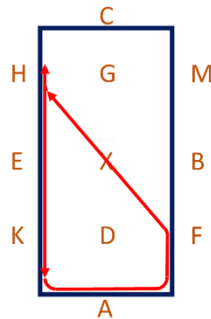


-  Medium Walk
-  Walk on a Free Rein
-  Working Trot
-  Working Canter
-  Give and take reins
-  Halt

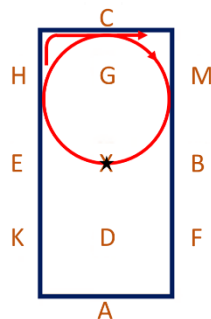
1. A - Enter in working trot and proceed down the centre line
C – Track left



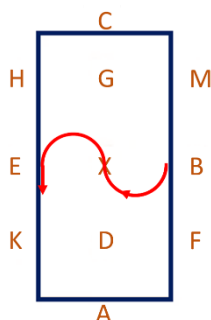
2. HEKA – Working trot
FXH – Change the rein in working trot



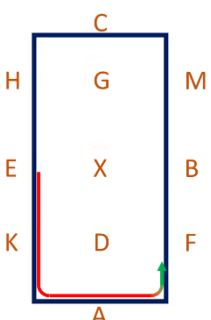
3. C – Circle right 20m diameter. Give and retake the reins when crossing the centre line



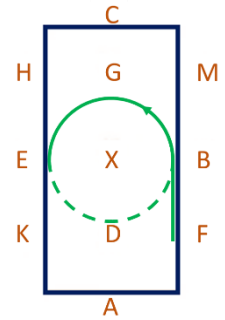
4. B – Half circle right 10m to X in working trot
X - Half circle left 10m to E in working trot



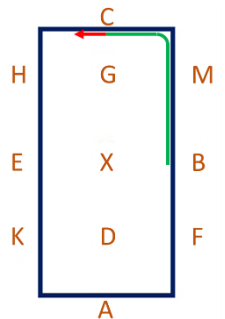
5. E-K – Working trot
Between A & F – Working canter left



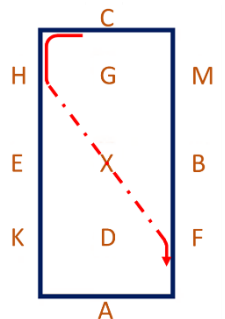
6. B – Circle left 20m diameter and show some medium canter strides on second half of the circle



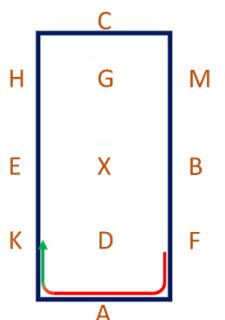
7. B-M – Working canter
C – Working trot



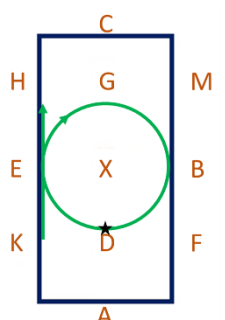
8. HXF – Change the rein and show some medium trot strides



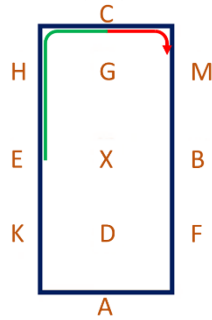
9. Between A&K – Working canter right



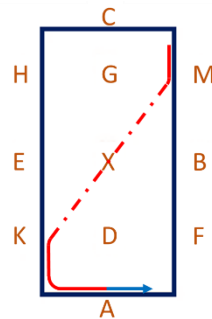
10. E – Circle right 20m diameter and give and retake the reins when crossing the centre line for the second time



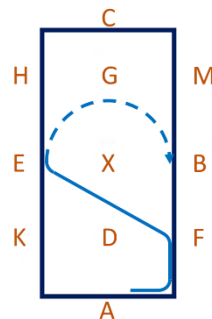
11. E-H – Working canter
C – Working trot



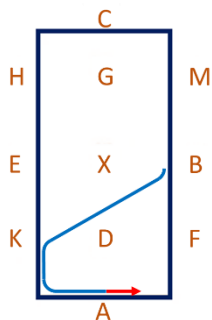
12. MXK – Change the rein and show some medium trot strides
A – Medium walk



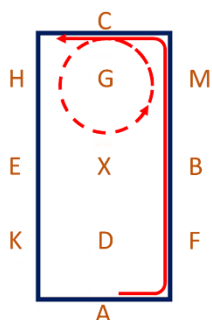
13. F-E – Change the rein in medium walk
E-B – Half 20m circle right 20m to B in free walk on a long rein



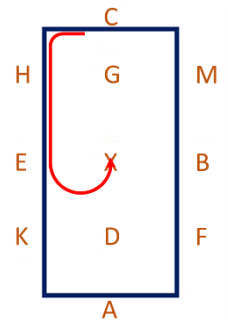
14. B-K – Change the rein in medium walk
A – Working trot



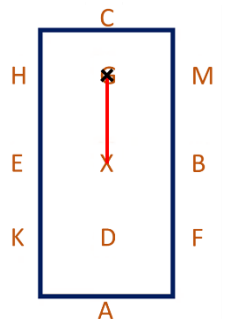
15. A-C – working trot. Circle left 15m diameter allowing the horse to stretch, taking up the reins before returning to C



16. H-E – Working trot
E – Half circle left 10m diameter to X

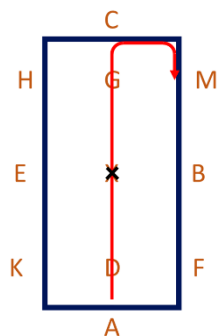


17. X – Continue down the centre line
G – Halt, Immobility, Salute

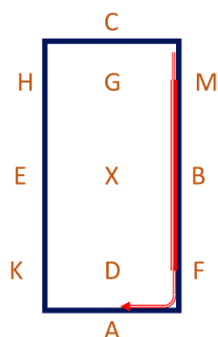


- Medium Walk
- - - Walk on a Free Rein
- Working Trot
- - - Working trot allowing stretch
- . - . Medium Trot
- Working Canter
- . - . Medium Canter
- ★ Give and take reins
- ★ Halt

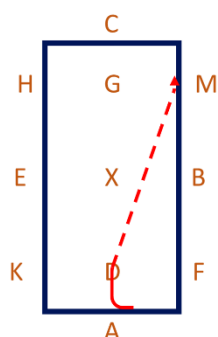
1. A - Enter in working trot and proceed down the centre line
X - Halt, Immobility, Salute.
Proceed in working trot
C - Track right



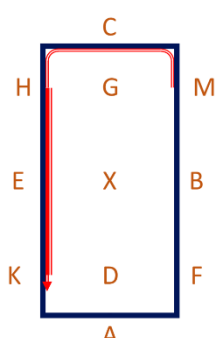
2. MBF - Shoulder in right
FA - Collected trot



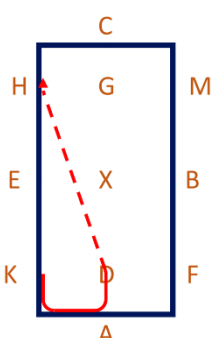
3. A - Turn down the centre line
DM - Leg yield right



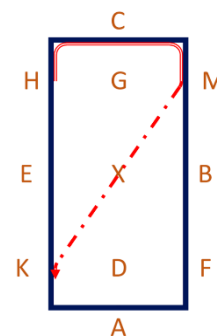
4. MCH - Collected trot
HEK - Shoulder in left



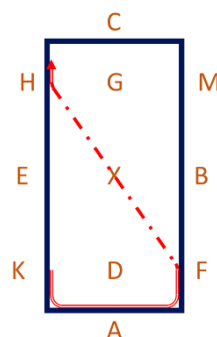
5. KA - Collected trot
A - Turn down the centre line
DH - Leg yield left



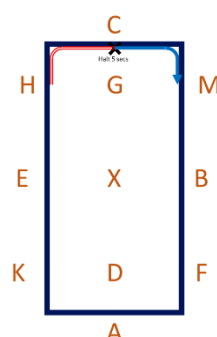
6. HCM - Collected Trot
MXK - Medium Trot
K - Collected Trot



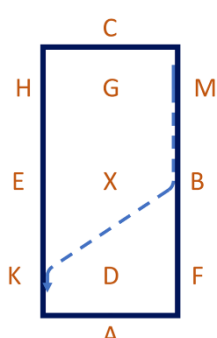
7. KAF - Collected Trot
FXH - Medium Trot
H - Collected Trot



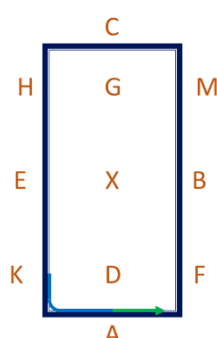
8. HC - Collected Trot
C - Halt. Immobility 5 secs
Proceed in Medium Walk



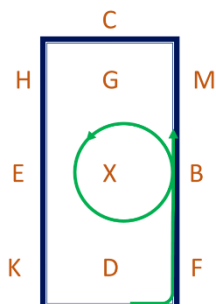
9. MBK - Free Walk on a long rein



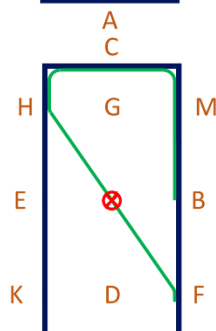
10. K - Medium Walk
A - Working Canter



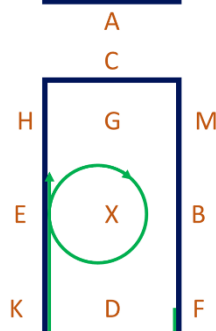
11. AF – Working canter
B – Circle left 15m diameter
in working canter



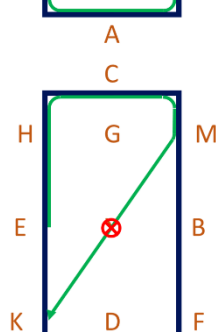
12. BCMH – Working canter
HXF – Change the rein with
a simple change over X



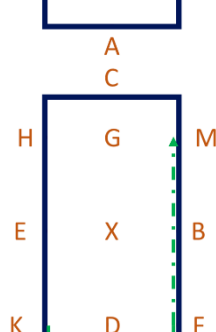
13. FAKE – Working canter
E – Circle right 15m
diameter in working canter



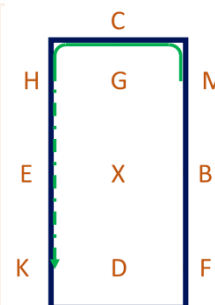
14. EHCM – Working canter
MXK – Change the rein with
a simple change over X



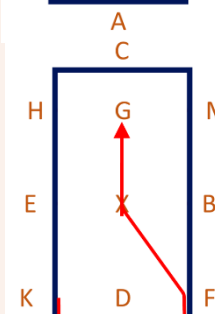
15. KAF – Working canter
FBM – Medium canter



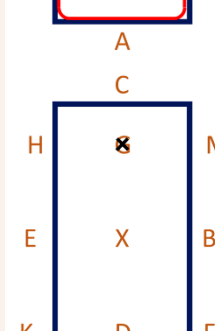
16. M – Transition to Working
canter
MCH – Working canter
HEK – Medium Canter



17. K – Transition to working
trot
KAF – working trot
FXG – working trot

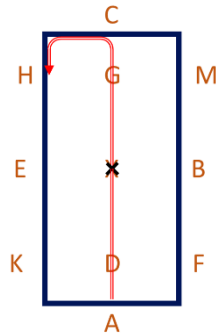


18. G – Halt. Immobility. Salute

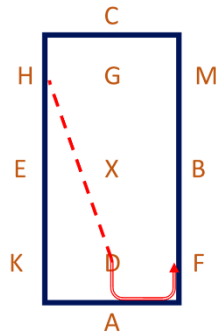


- Medium Walk
- Walk on a Free Rein
- Working Trot
- Medium Trot
- Leg Yield
- Shoulder In
- Collected Trot
- Working Canter
- Medium Canter
- Halt
- Simple Change

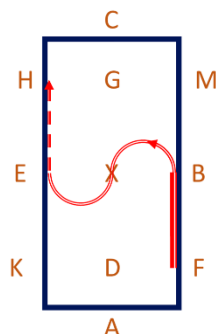
1. A - Enter in collected trot and proceed down the centre line
X - Halt, Immobility, Salute.
Proceed in collected trot
C - Track left



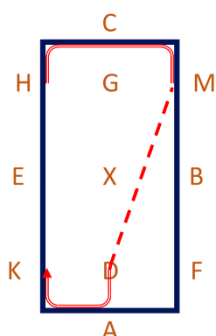
2. HD - Half pass left
A - Turn left



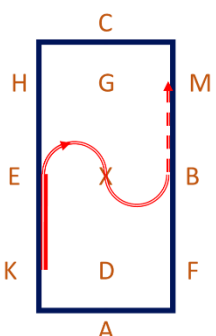
3. FB - Shoulder in left
BX - Half 10m circle left
XE - Half 10m circle right
EH - Travers



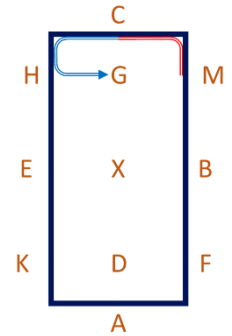
4. HCM - Collected trot
MD - Half pass right
A - Turn right



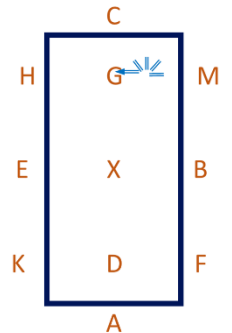
5. KE - Shoulder in right
EX - Half 10m circle right
XB - Half 10m circle left
BM - Travers



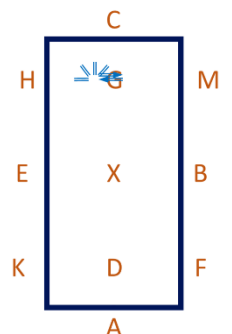
6. C - Transition to medium walk
CH - Collected walk
H - Turn left



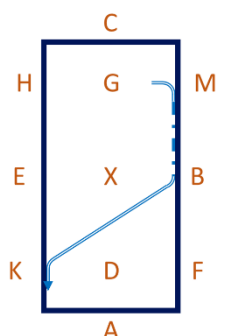
7. Between G & M - Half pirouette left



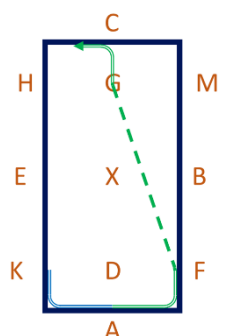
8. Between G & H - Half pirouette right



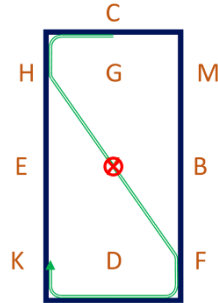
9. MB - Extended walk
BK - Change the rein in extended walk
K - Collected walk



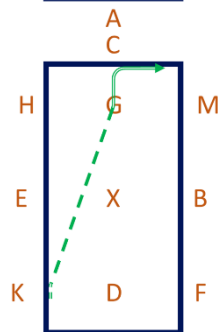
10. A - Collected canter left
FG - Half pass left
C - Turn left



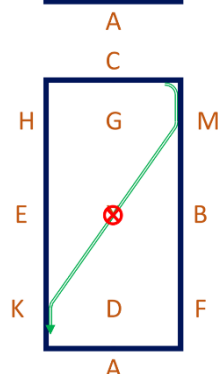
11. HXF – Change the rein with a simple change over X
FAK – Collected canter



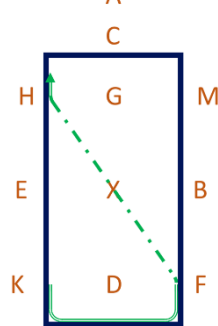
12. KG – Half pass right
C – Turn right



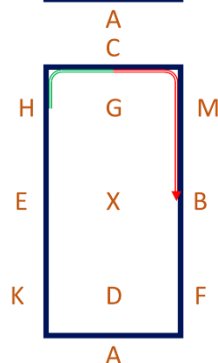
13. MXK – Change the rein with a simple change over X



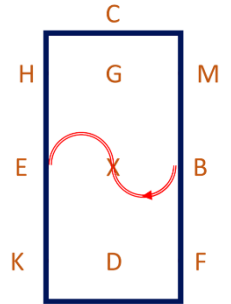
14. FXH – Change the rein in medium canter
Just before H – Gradual transition to collected canter



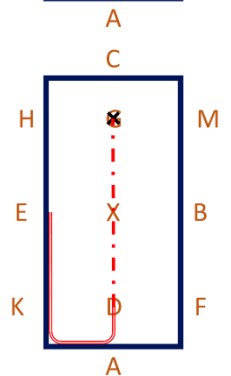
15. C – Transition to collected trot
CMB – Collected trot

















16. B – Half 10m circle to X
X – Half 10m circle to E

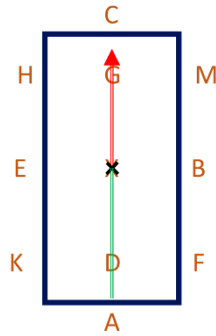


17. A – Turn down the centre line
DG – Medium trot
G – Halt, Immobility, Salute

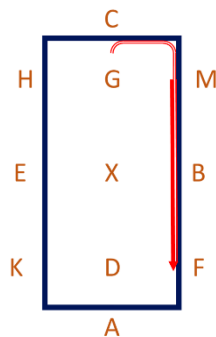


-  Medium Walk
-  Collected Walk
-  Extended Walk
-  Collected Trot
-  Medium Trot
-  Half Pass
-  Shoulder In
-  Travers
-  Collected Trot
-  Working Canter
-  Collected Canter
-  Medium Canter
-  Halt
-  Simple Change

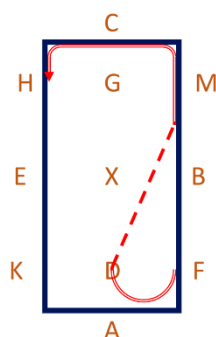
1. A - Enter collected canter
X - Halt – Immobility – Salute
X-C - Proceed in collected trot



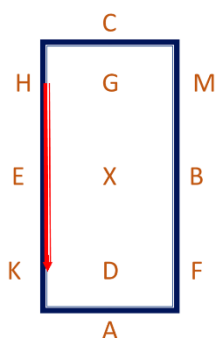
2. C - Track to the right
M-F - Shoulder in right



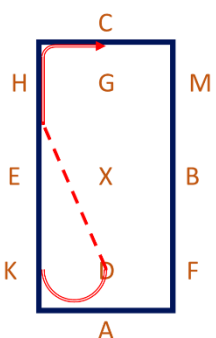
3. F - Half 10m circle to the right and half pass right to between B&M
M-H - Collected trot



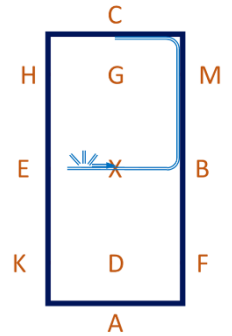
4. H-K - Shoulder in left



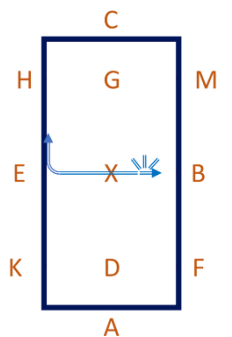
5. K - Half 10m circle to the left and half pass left to between E&H
H-C - Collected trot



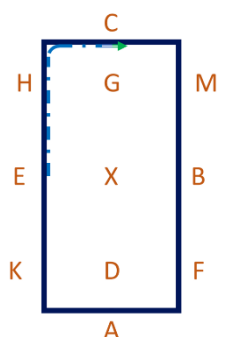
6. C - Collected walk
B - Turn Right
Between X-E - Half pirouette to the right



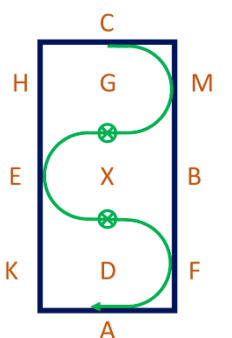
7. Between X-B - Half pirouette to the left
E - Turn right



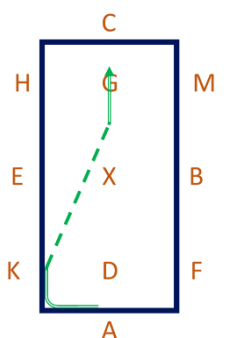
8. E H C - Extended walk
Just before C - Collected Walk
C - Collected canter right



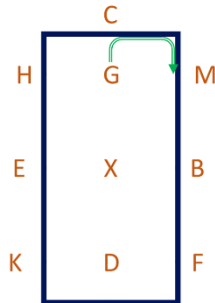
9. C - Three loop serpentine with flying change of leg each time you cross the centre line. Finish at A on right rein.



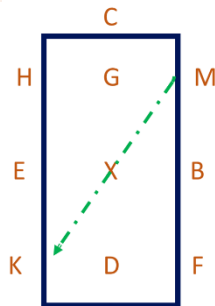
10. K - Half pass right to between X&G
G - Down centre line



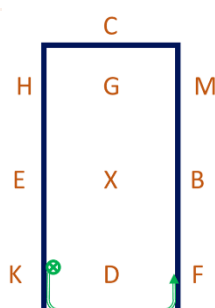
11. C - Turn Right
C-M - Collected canter



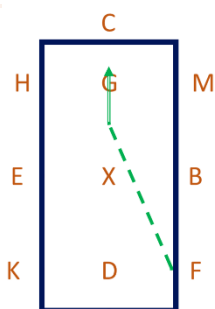
12. M X K - Change the rein
medium canter. Before K
collected canter



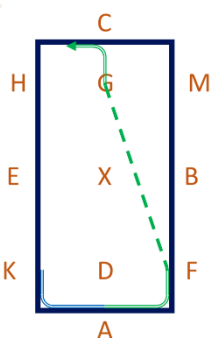
13. K - Flying change of leg to
left
K-F - Collected canter



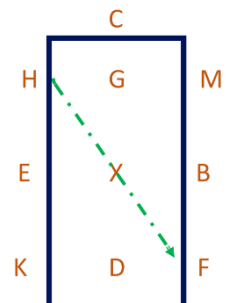
14. F - Half pass left to between
X&G
G - Down centre line



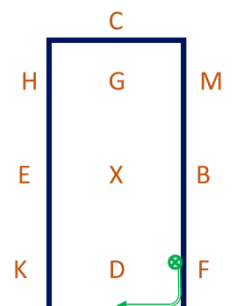
15. C - Turn left
C-H - Collected canter



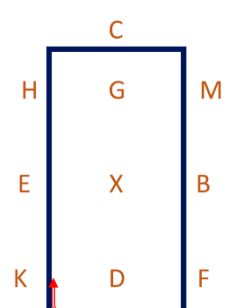
16. H X F - Change the rein
medium canter. Before F
collected canter



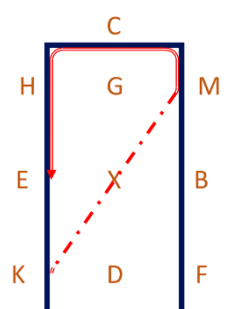
17. F - Flying change of leg to
right
F-A - Collected canter



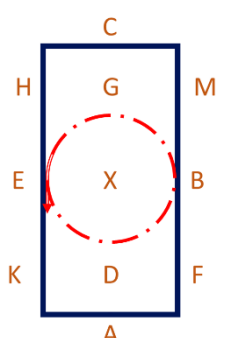
18. A - Transition to collected
trot
A-K - Collected trot



19. K X M - Change the rein in
medium trot
M - Collected trot
M C H E - Collected trot



20. E - 20m circle left allow the
horse to stretch
Just Before E - Collected trot



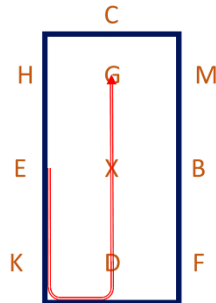
Ad Medium 6a

(2020)

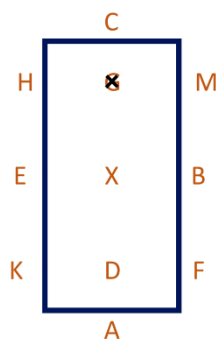


Arena 20m x 40m
Approx. time 6 mins

21. E-A - Collected trot
A - Down Centre line



22. X - Halt - Immobility - salute



- Medium Walk
- Collected Walk
- Extended Walk
- Collected Trot
- Medium Trot
- Half Pass
- Shoulder In
- Collected Trot
- Trot with stretch
- Working Canter
- Collected Canter
- Medium Canter
- Half Pass Canter
- Halt
- Simple Change
- Flying Change