



RIDING



CLUB

LEAGUES



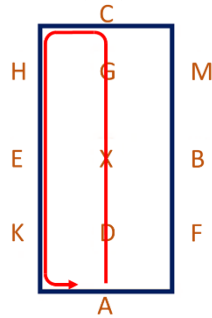
EQUINE BI+



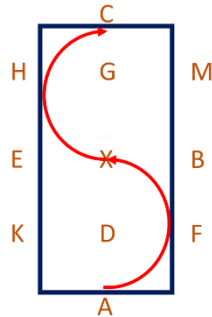
ELIGIBILITY

- ◆ You will need to be an active Member of a registered British Riding Clubs to compete in these classes
- ◆ Intro - Combinations not to have competed at Novice
- ◆ Prelim - Combinations not to have competed at Elementary
- ◆ Novice - Combinations not to have competed at Medium
- ◆ Elementary - Combinations not to have competed at Advanced Medium
- ◆ Medium - Combinations not to have competed at Advanced or above
- ◆ Advanced Medium - Open to all

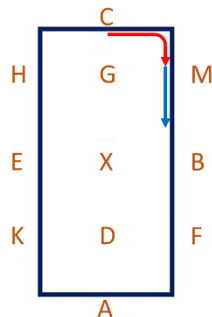
1. A - Enter in working trot and proceed down the centre line
C - track left



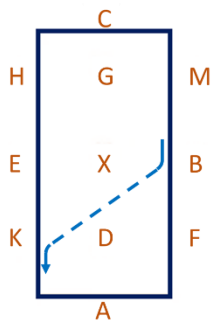
2. A - Half circle left 20m diameter to X
X - Half circle right to C



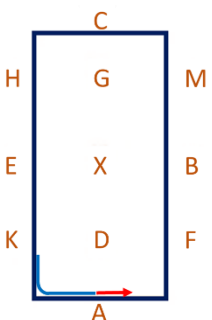
3. M - Medium walk



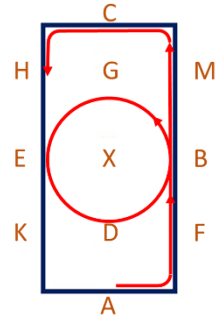
4. B-K - Change the rein in free walk on a long rein
K - Medium walk



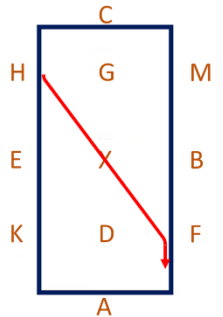
5. A - Working trot



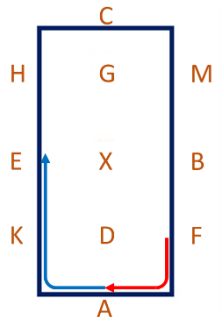
6. B - Circle left 20m diameter
MCH - Working trot



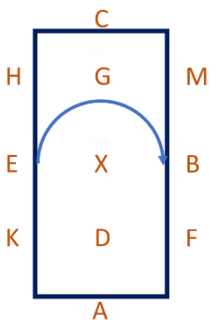
7. HXF - Change the rein in working trot



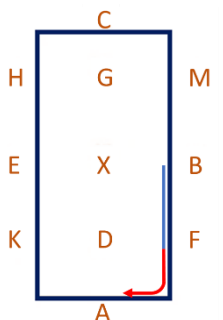
8. A - Medium walk
K-E - Medium walk



9. E - Half circle right 20m diameter to B



10. F - Working trot



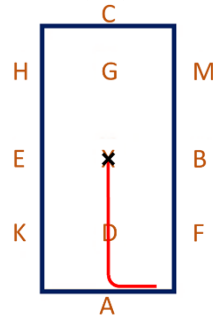






Intro 1a

(2020)

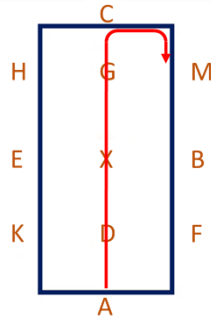
Arena 20m x 40m
Approx. time 5 mins

11. A – Turn down the centre line
X – Halt, Immobility, Salute

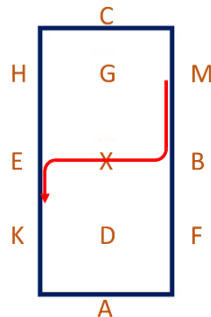


-  Medium Walk
-  Walk on a Free Rein
-  Working Trot
-  Halt

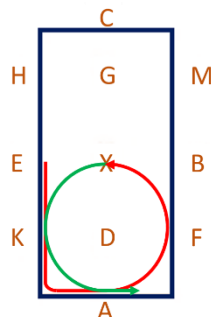
1. A - Enter in working trot and proceed down the centre line
C – Track right



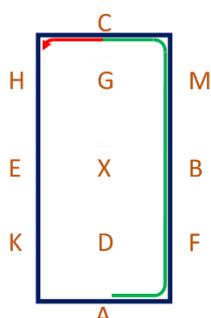
2. MB – Working trot
B – Turn right
E – Turn left



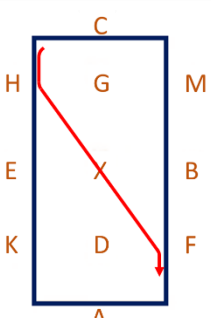
3. A – Circle left 20m diameter in working trot
Over X – Working canter left



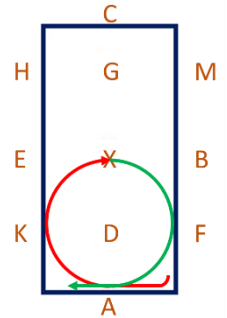
4. AFBM – Working canter
C – Working trot



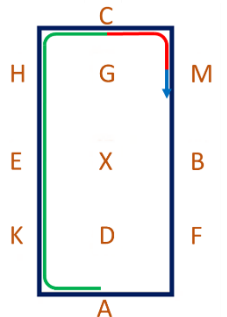
5. HXF – Change the rein in working trot



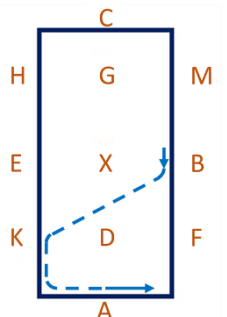
6. A – Circle right 20m diameter
Over X – Working canter right



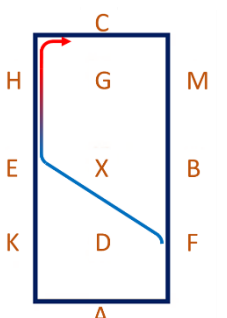
7. AKEH – Working canter
C – Working trot
M – Medium walk



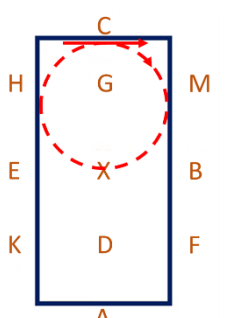
8. B-K – Change the rein in free walk on a long rein
A – Medium walk



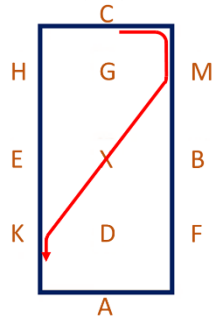
9. F-E – Change the rein in medium walk
Between E&H – Working trot



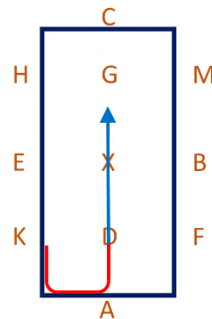
10. C – Circle right 20m diameter, allowing the horse to stretch, retaking the reins just before C



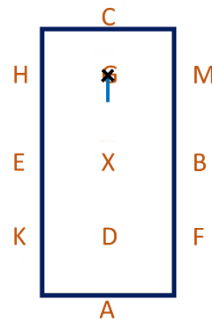
11. MXK – Change the rein in working trot



12. A – Turn down the centre line
D – Medium walk

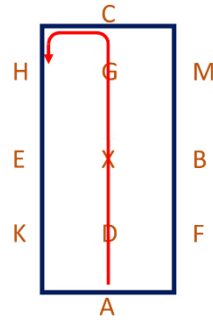


13. G – Halt, Immobility, Salute

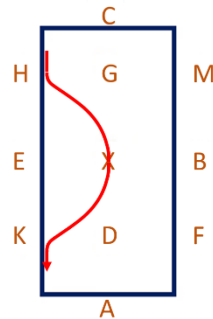


- Medium Walk
- Walk on a Free Rein
- Working Trot
- Trot allowing stretch
- Working Canter
- Halt

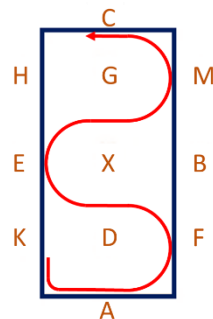
1. A - Enter in working trot and proceed down the centre line
C - Track left



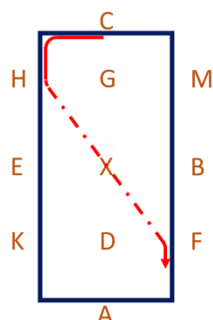
2. HXK - One loop 10m in from the track



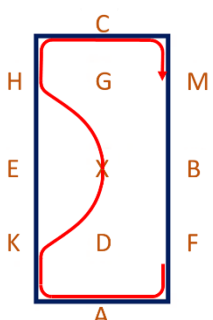
3. A - Serpentine 3 loops, each loop going to the side of the arena. Finish at C on the left rein



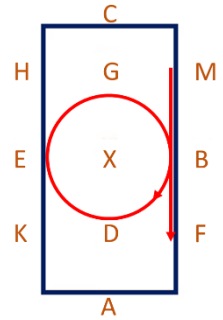
4. HXF - Change the rein and show some medium trot strides



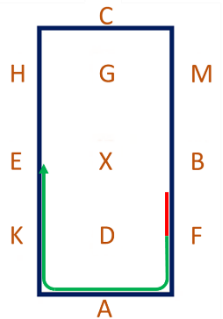
5. KXH - One loop 10m in from the train
HCM - Working trot



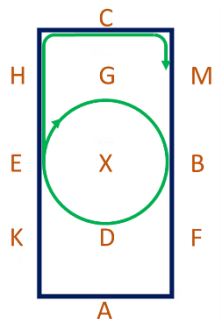
6. B - Circle right 20m diameter



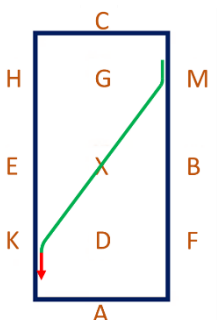
7. F - Working canter right
AKE - Working canter right



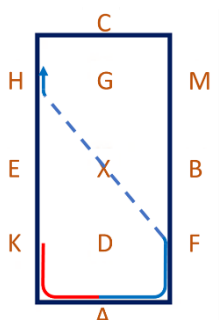
8. E - Circle right 20m diameter in working canter
HCM - Working canter



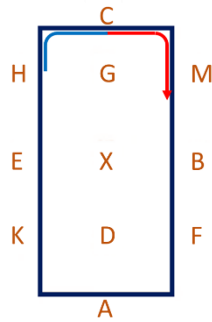
9. MXK - Change the rein
K - Working trot



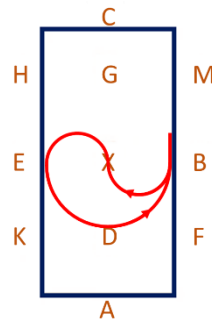
10. A - Medium walk
FXH - Change the rein in free walk on a long rein



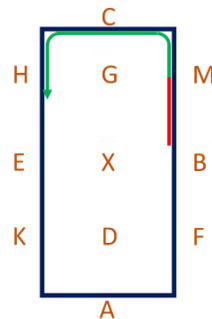
11. H – Medium walk
C – Working trot



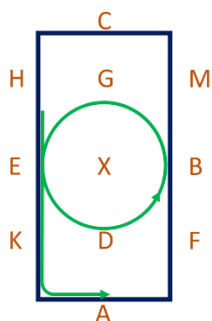
12. B – Half circle right 10m diameter to X
X – Half circle left 10m diameter to E
E – Half circle left 20m diameter to B



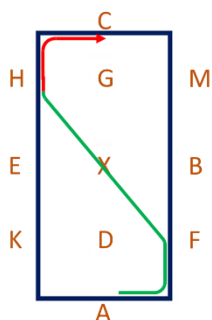
13. M – Working canter left
CHE – Working canter



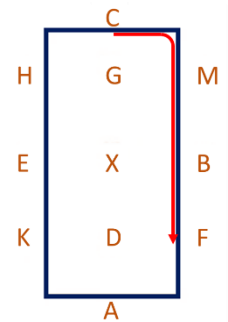
14. E – Circle left 20m diameter in working canter
EKA – Working canter



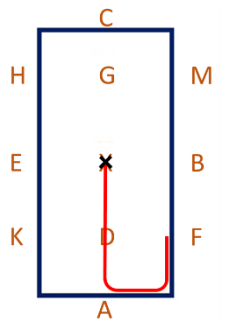
15. FXH – Change the rein
H – Working trot



16. CMBF – Working trot

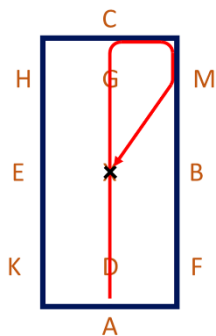


17. A - Turn down the centre line
X – Halt, Immobility, Salute

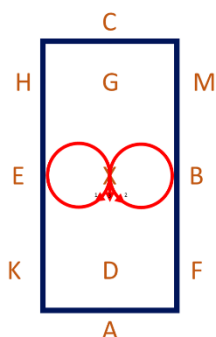


-  Medium Walk
-  Walk on a Free Rein
-  Working Trot
-  Medium Trot
-  Working Canter
-  Halt

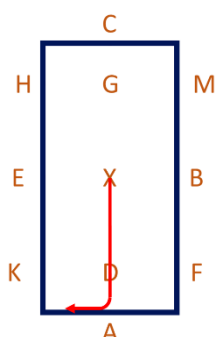
1. A - Enter in working trot and proceed down the centre line
X - Halt, Immobility, Salute.
Proceed in working trot
C - Track right
MX - Working trot



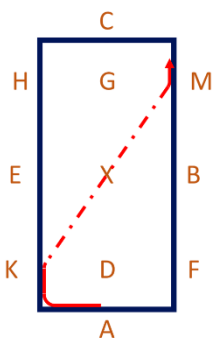
2. X - Circle right 10m diameter
X - Circle left 10m diameter



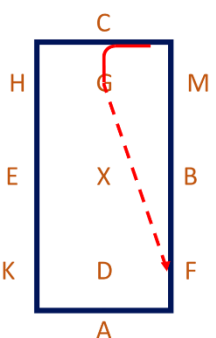
3. XA - Working trot
A - Turn right



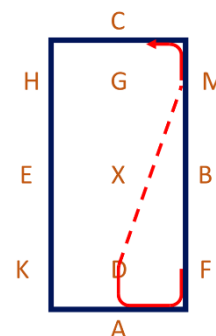
4. KXM - Change the rein in medium trot
M - Working trot



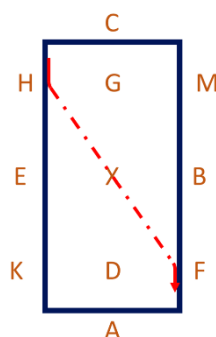
5. C - Turn down the centre line
GF - Leg yield left



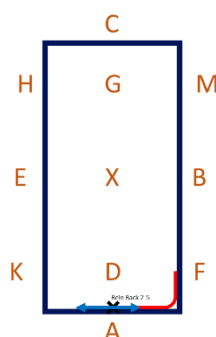
6. A - Turn down the centre line
DM - Leg yield right



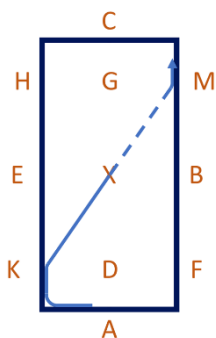
7. HXF - Change the rein in medium trot
F - Working Trot



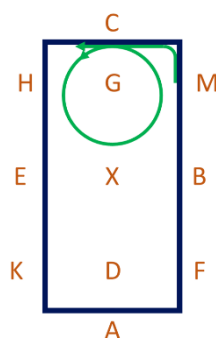
8. A - Halt, rein back 2-5 steps, proceed in medium walk



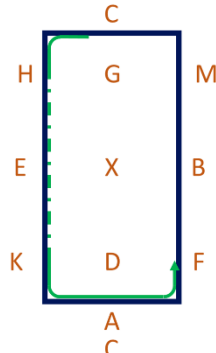
9. KX - Medium walk
XM - Free walk on a long rein
M - Medium walk



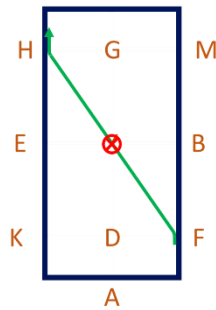
10. C - Canter left and circle left 15m diameter



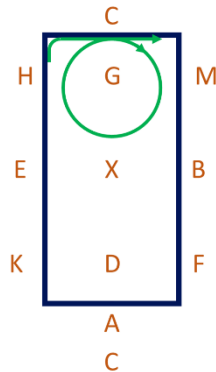
11. HEK – Medium canter
KAF – Working canter



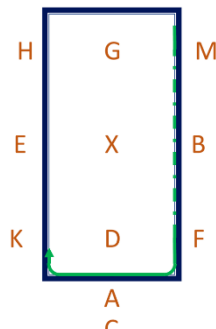
12. FXH – Change the rein with a simple change over X



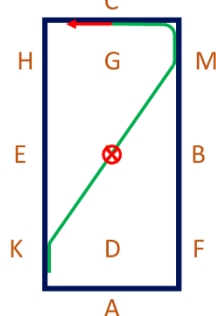
13. C – Circle right 15m diameter



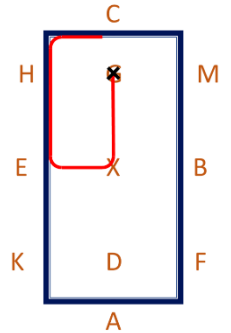
14. MBF – Medium canter
FAK – Working canter














15. KXM – Change the rein with a simple change over X
C – Working trot

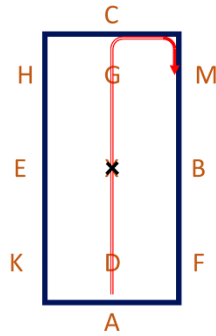


16. E – Turn left
X – Turn left
G – Halt, Immobility, Salute

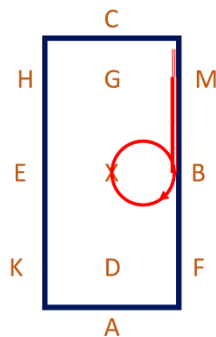


-  Medium Walk
-  Walk on a Free Rein
-  Working Trot
-  Medium Trot
-  Leg Yield
-  Shoulder In
-  Collected Trot
-  Working Canter
-  Medium Canter
-  Halt
-  Simple Change

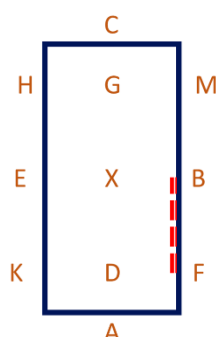
1. A - Enter in collected trot and proceed down the centre line
X - Halt, Immobility, Salute.
Proceed in collected trot
C - Track right



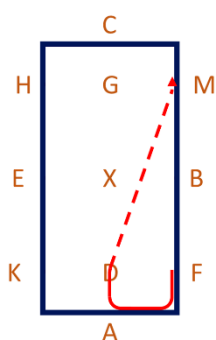
2. MB - Shoulder in right
B - Circle right 10m diameter



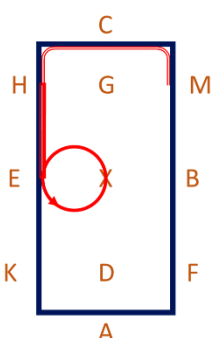
3. BF - Travers



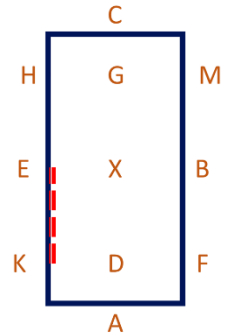
4. A - Turn down the centre line
DM - Half pass right



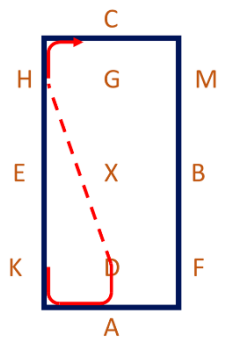
5. MCH - Collected trot
HE - Shoulder in left
E - Circle left 10m diameter



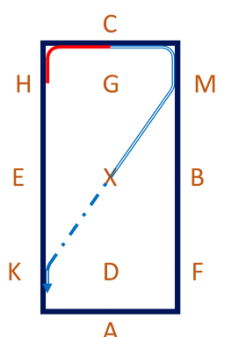
6. EK - Travers



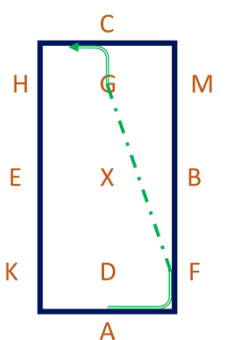
7. A - Turn down the centre line
DH - Half pass left



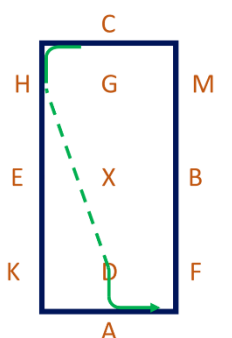
8. C - Collected walk
MX - Collected walk
XK - Extended walk
K - Collected walk



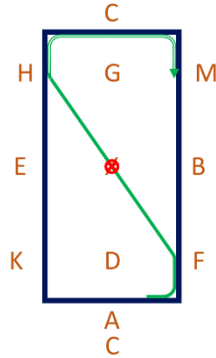
9. A - Collected canter
FG - Medium canter
G - Collected canter
C - Turn left



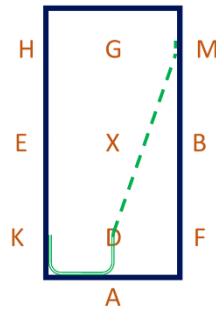
10. HD - Half pass left
A - Turn left



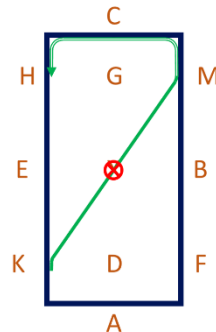
11. FXH – Change the rein with a simple change over X
HCM – Collected canter



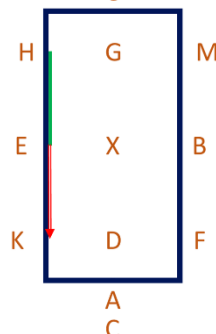
12. MD – Half pass right
A – Turn right



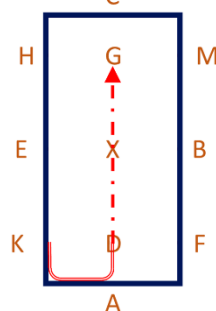
13. KXM – Change the rein with a simple change over X
MCH – Collected canter



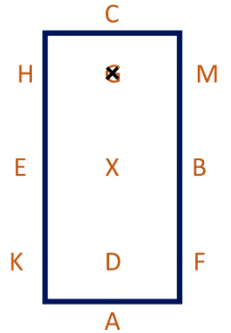
14. E – Collected trot

















15. A – Turn down the centre line
DG – Medium trot

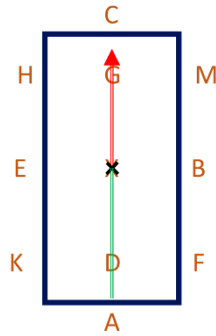


16. G – Halt, Immobility, Salute

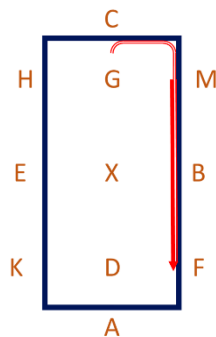


-  Medium Walk
-  Collected Walk
-  Extended Walk
-  Collected Trot
-  Medium Trot
-  Half Pass
-  Shoulder In
-  Travers
-  Collected Trot
-  Working Canter
-  Collected Canter
-  Medium Canter
-  Halt
-  Simple Change

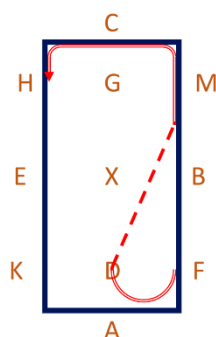
1. A - Enter collected canter
X - Halt – Immobility – Salute
X-C - Proceed in collected trot



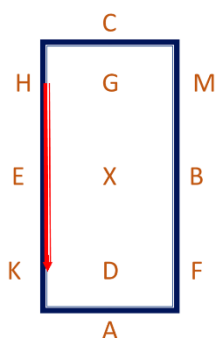
2. C - Track to the right
M-F - Shoulder in right



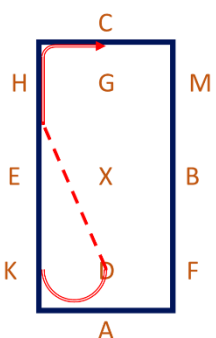
3. F - Half 10m circle to the right and half pass right to between B&M
M-H - Collected trot



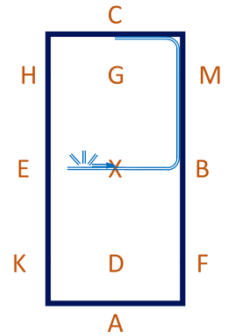
4. H-K - Shoulder in left



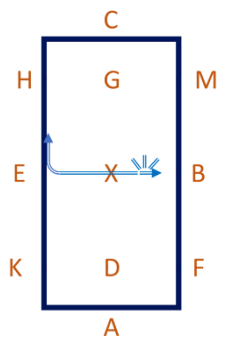
5. K - Half 10m circle to the left and half pass left to between E&H
H-C - Collected trot



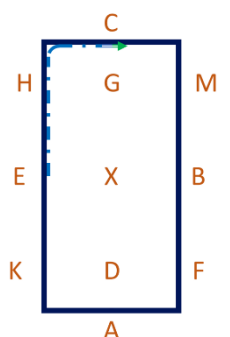
6. C - Collected walk
B - Turn Right
Between X-E - Half pirouette to the right



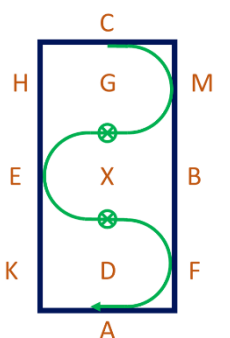
7. Between X-B - Half pirouette to the left
E - Turn right



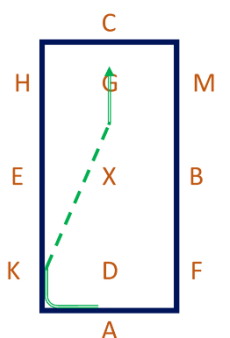
8. E H C - Extended walk
Just before C - Collected Walk
C - Collected canter right



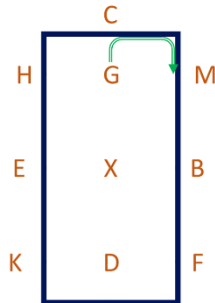
9. C - Three loop serpentine with flying change of leg each time you cross the centre line. Finish at A on right rein.



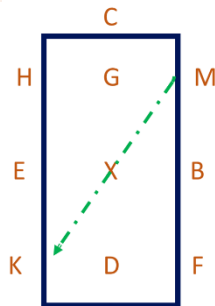
10. K - Half pass right to between X&G
G - Down centre line



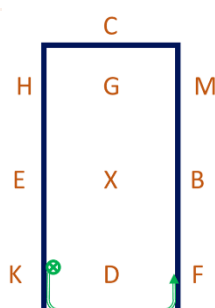
11. C - Turn Right
C-M - Collected canter



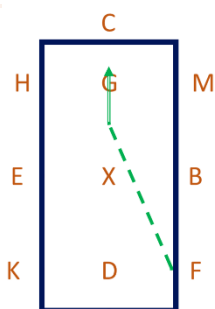
12. M X K - Change the rein
medium canter. Before K
collected canter



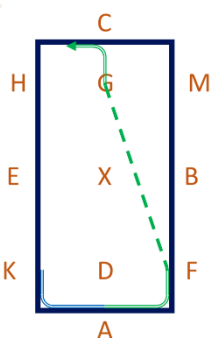
13. K - Flying change of leg to
left
K-F - Collected canter



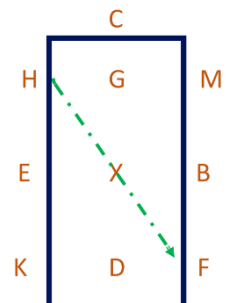
14. F - Half pass left to between
X&G
G - Down centre line



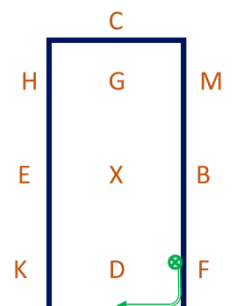
15. C - Turn left
C-H - Collected canter



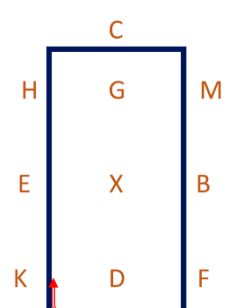
16. H X F - Change the rein
medium canter. Before F
collected canter



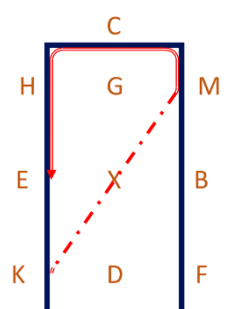
17. F - Flying change of leg to
right
F-A - Collected canter



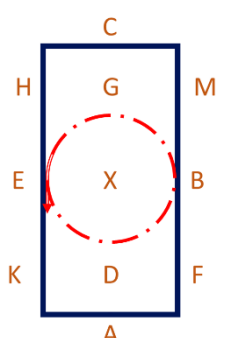
18. A - Transition to collected
trot
A-K - Collected trot



19. K X M - Change the rein in
medium trot
M - Collected trot
M C H E - Collected trot



20. E - 20m circle left allow the
horse to stretch
Just Before E - Collected trot



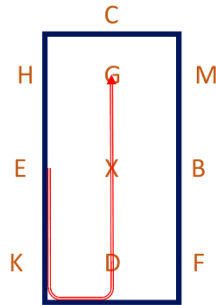
Ad Medium 6a

(2020)

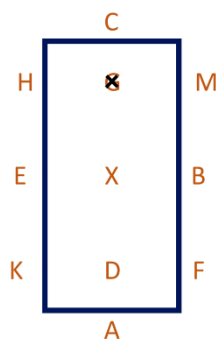


Arena 20m x 40m
Approx. time 6 mins

21. E-A - Collected trot
A - Down Centre line



22. X - Halt - Immobility - salute



- Medium Walk
- Collected Walk
- Extended Walk
- Collected Trot
- Medium Trot
- Half Pass
- Shoulder In
- Collected Trot
- Trot with stretch
- Working Canter
- Collected Canter
- Medium Canter
- Half Pass Canter
- Halt
- Simple Change
- Flying Change