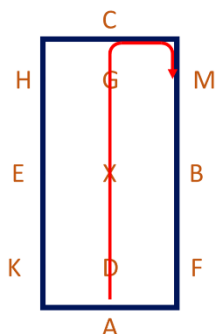
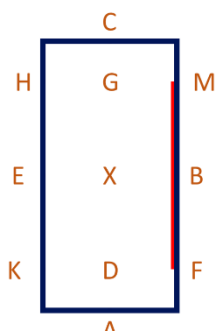


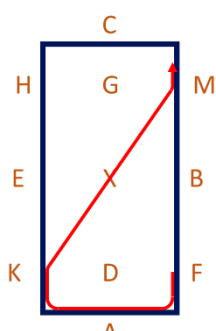
1. A - Enter in working trot and proceed down the centre line
C – Track right



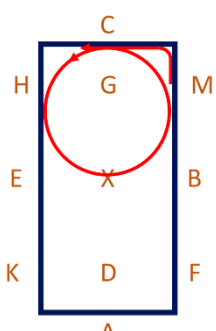
2. MBF – Working Trot



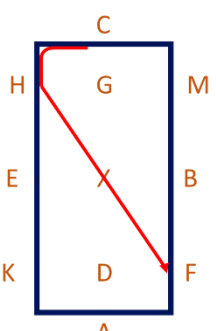
3. FAK – Working Trot
KXM – Change rein



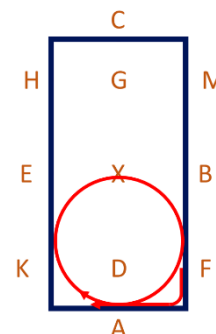
4. MC – Working trot
C – Circle left 20m diameter



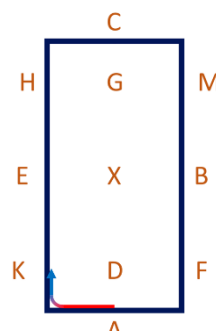
5. CH – Working trot
HXF – Change rein



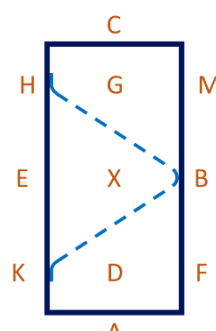
6. FA – Working Trot
A – Circle right 20m diameter



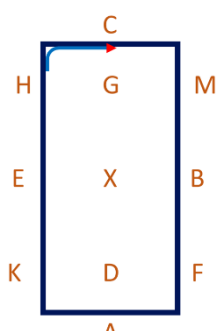
7. Between A & K medium walk



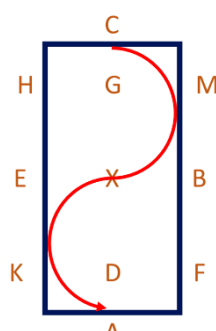
8. KB – Free Walk on long rein
BH – Free Walk on long rein



9. H – Medium Walk
C – Working Trot



10. CX – Half 20m circle right
XA – Half 20m circle left



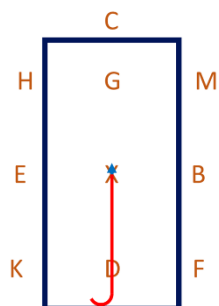


Intro 1e

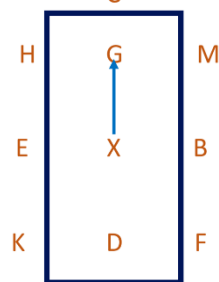
(2020)

Arena 20m x 40m
Approx. time 5 mins

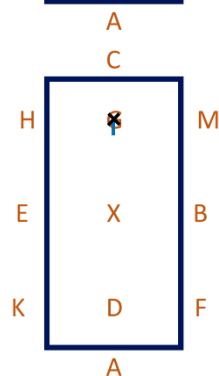
11. A – Turn down centre line
X – Medium Walk



12. XG – Medium walk



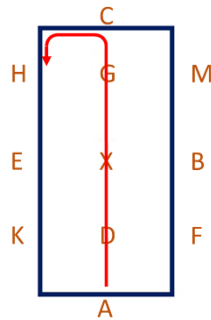
13. G– Halt. Immobility. Salute



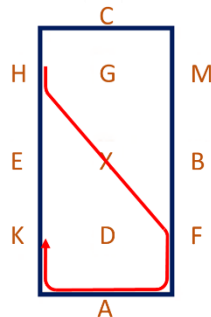
— Medium Walk
— Walk on a Free Rein
— Working Trot
X Halt

Arena 20m x 40m
Approx. time 5 mins

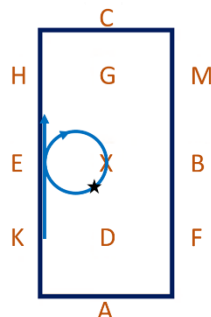
1. A - Enter in working trot and proceed down the centre line
C - Track left



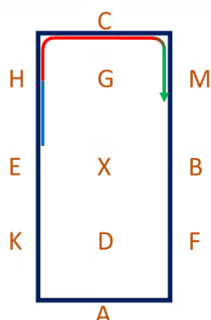
2. HXF - Change the rein in working trot
FAK - Working trot



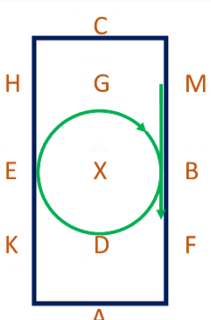
3. K - Medium walk
E - Circle right 10m diameter, give and retake the inside rein on the 2nd half of the circle



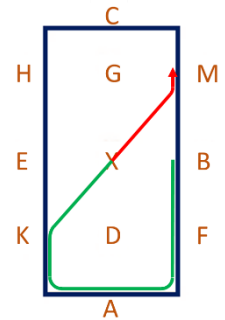
4. H - Working trot
Between C & M - Working canter right



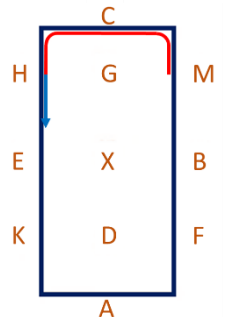
5. B - Circle right 20m diameter



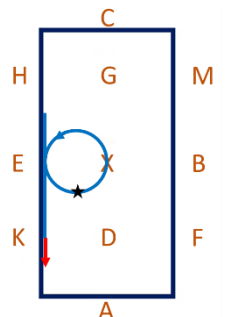
6. BFA - Working canter
KXM - Change the rein in working canter, transition to trot over X



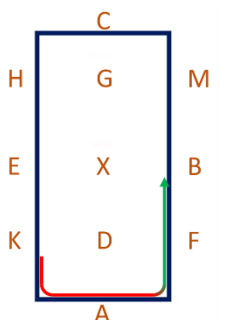
7. M-C - Working trot
H - Medium walk



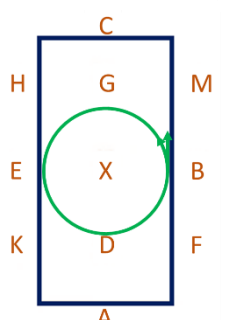
8. E - Circle left 10m diameter, give and retake the inside rein on the 1st half of the circle
K - Working trot



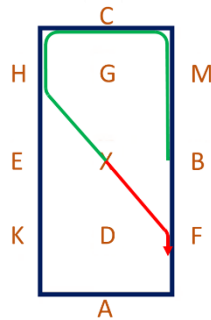
9. Between A & F - Working canter left
FB - Working canter



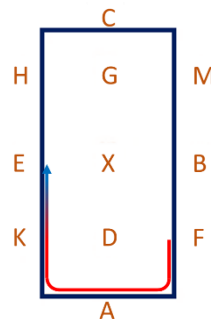
10. B - Circle left 20m diameter in working canter



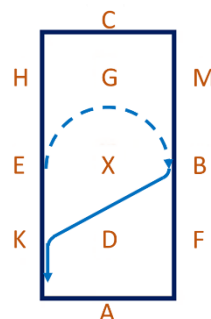
11. BMC – Working canter
HXF – Change the rein in working canter, transition to trot over X



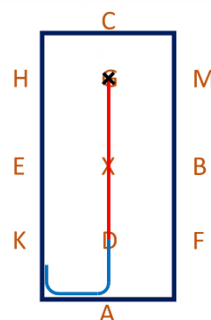
12. FAK – Working trot
Between K&E – Medium walk



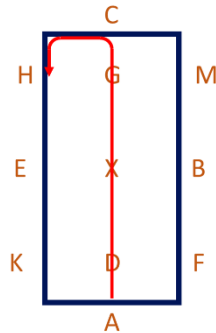
13. E-B – Half circle right 20m diameter in free walk on a long rein
B-K – Change the rein in medium walk



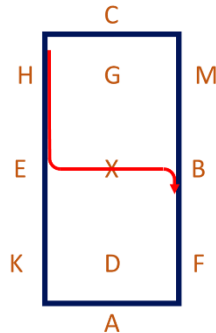
14. A – Turn down the centre line
D – Working trot
G – Halt, Immobility, Salute



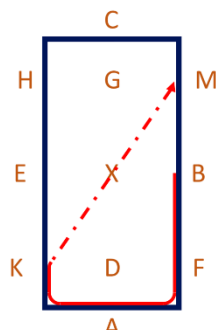
1. A - Enter in working trot and proceed down the centre line
C - Turn left



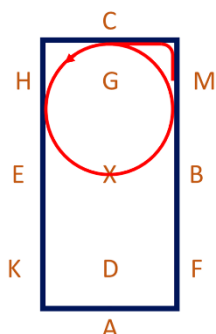
2. E - Turn left
B - Track right



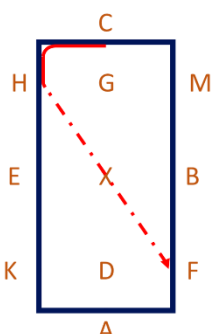
3. BAK - Working Trot
KXM - Change rein & show some medium strides



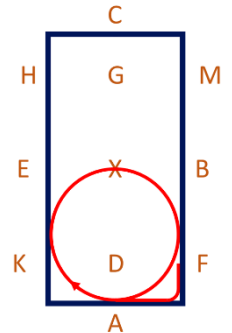
4. MC - Working trot
C - Circle left 20m diameter



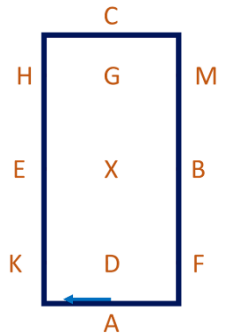
5. CH - Working trot
HXF - Change rein & show some medium strides



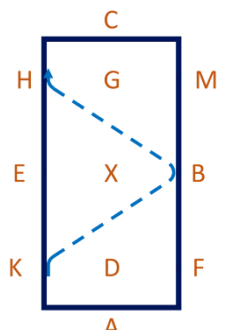
6. FA - Working Trot
A - Circle right 20m diameter



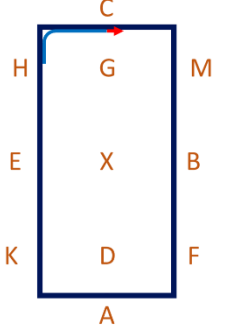
7. A - Medium walk



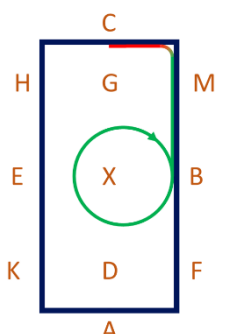
8. KB - Free Walk on long rein
BH - Free Walk on long rein



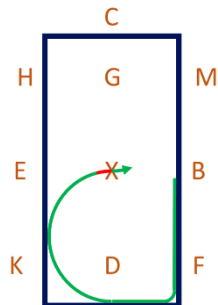
9. H - Medium Walk
C - Working Trot



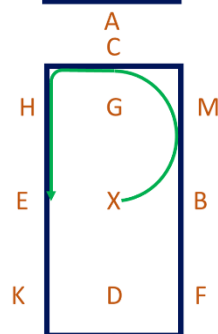
10. Between C & M - transition to canter right
B - Circle right 15m diameter



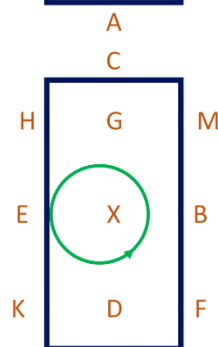
11. BF – Working canter
A – Half circle right 20m diameter to X
Just before X – Transition to trot (one horse length)
Immediately proceed in working canter left



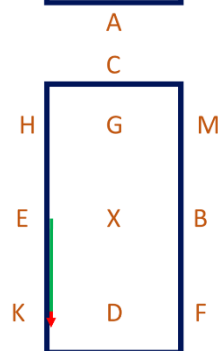
12. Just after X – working canter left
Half circle left 20m diameter to C
CE – Working canter



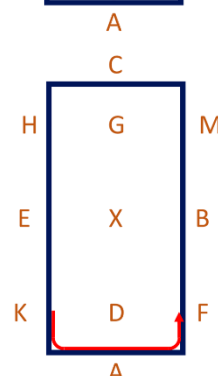
13. E – Circle left 15m diameter



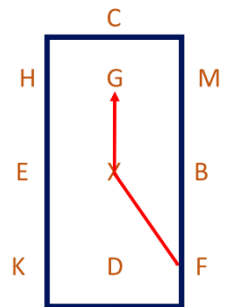
14. EK – Working Canter
K – Working Trot



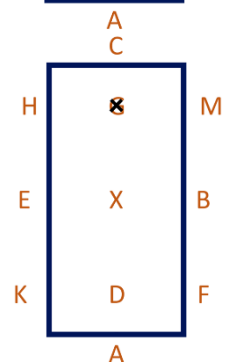
15. KAF – Working trot



16. FXG – Working trot

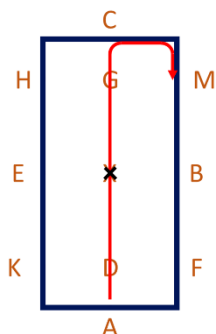


17. G – Halt. Immobility. Salute

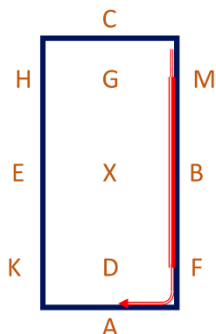


Arena 20m x 40m
Approx. time 5 mins

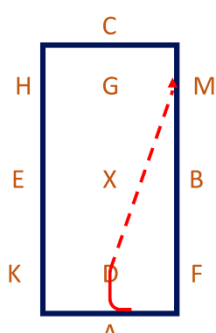
1. A - Enter in working trot and proceed down the centre line
X - Halt, Immobility, Salute.
Proceed in working trot
C - Track right



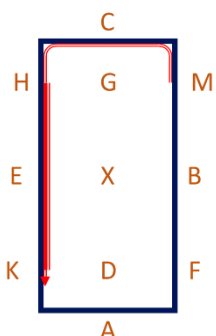
2. MBF - Shoulder in right
FA - Collected trot



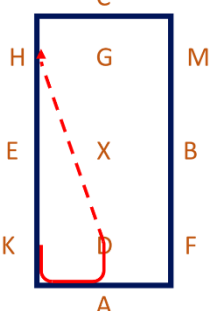
3. A - Turn down the centre line
DM - Leg yield right



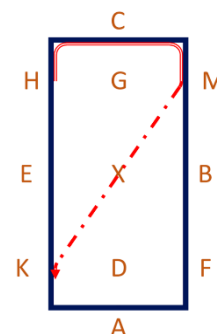
4. MCH - Collected trot
HEK - Shoulder in left



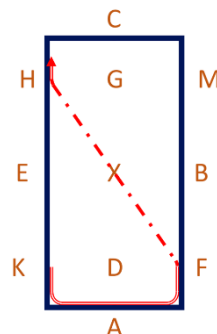
5. KA - Collected trot
A - Turn down the centre line
DH - Leg yield left



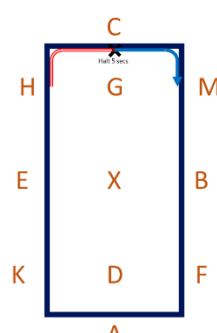
6. HCM - Collected Trot
MXK - Medium Trot
K - Collected Trot



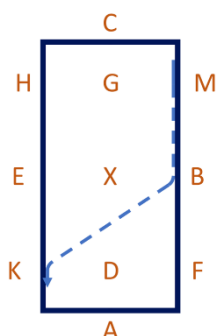
7. KAF - Collected Trot
FXH - Medium Trot
H - Collected Trot



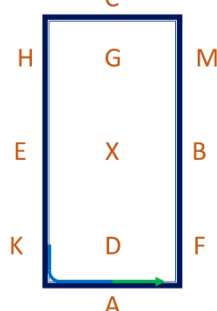
8. HC - Collected Trot
C - Halt. Immobility 5 secs
Proceed in Medium Walk



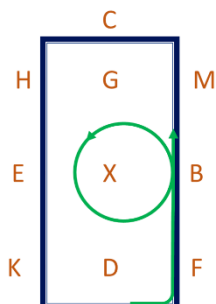
9. MBK - Free Walk on a long rein



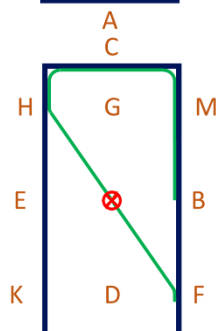
10. K - Medium Walk
A - Working Canter



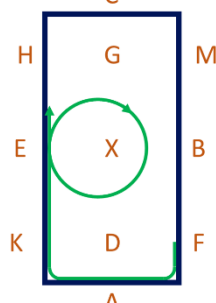
11. AF – Working canter
B – Circle left 15m diameter
in working canter



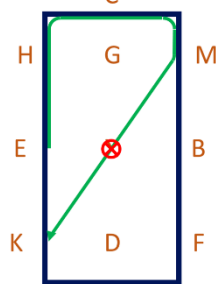
12. BCMH – Working canter
HXF – Change the rein with
a simple change over X



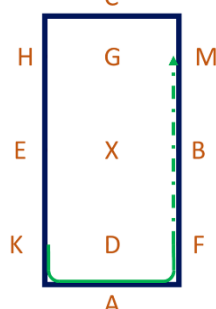
13. FAKE – Working canter
E – Circle right 15m
diameter in working canter



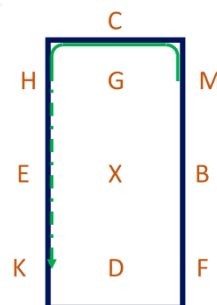
14. EHCM – Working canter
MXK – Change the rein with
a simple change over X



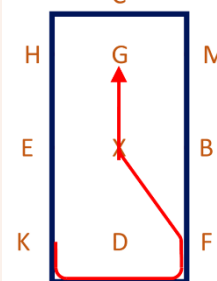
15. KAF – Working canter
FBM – Medium canter



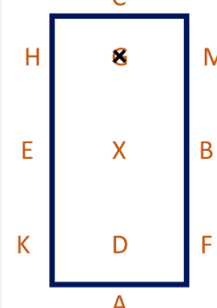
16. M – Transition to Working
canter
MCH – Working canter
HEK – Medium Canter














17. K – Transition to working
trot
KAF – working trot
FXG – working trot

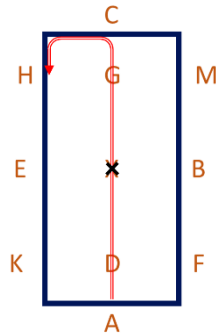


18. G – Halt. Immobility. Salute

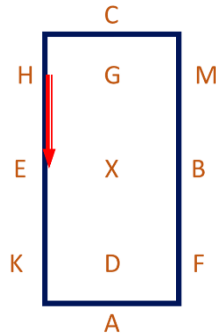


-  Medium Walk
-  Walk on a Free Rein
-  Working Trot
-  Medium Trot
-  Leg Yield
-  Shoulder In
-  Collected Trot
-  Working Canter
-  Medium Canter
-  Halt
-  Simple Change

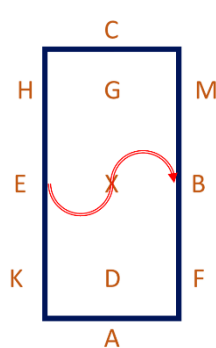
1. A - Enter at collected Trot
X - Halt. Salute. Proceed at collected trot
C - Track Left



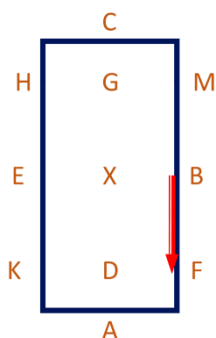
2. HE - Shoulder in left



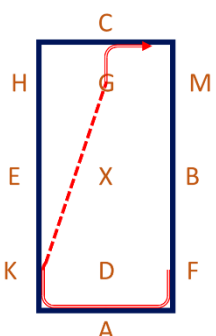
3. EX - Half circle left 10m diameter to X
XB - Half circle right 10m diameter to B



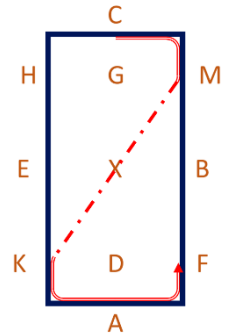
4. BF - Shoulder in right



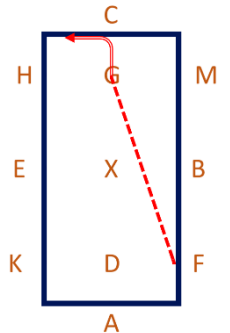
5. FAK - Collected trot
KG - Half pass right collected trot
C - Track right



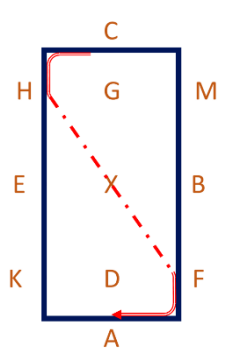
6. MXK - Change rein in medium trot
KAF - Collected trot



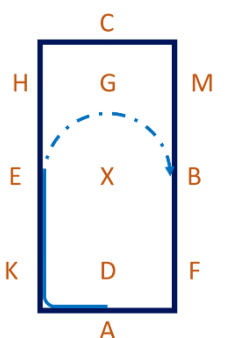
7. FG - Half pass left collected trot
C - Track left



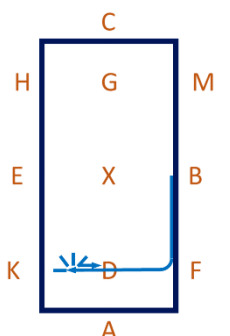
8. HXF - Change rein in medium trot
FA - Collected trot



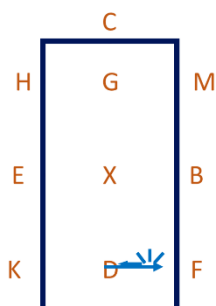
9. A - Transition to medium walk
AKE - Medium walk
EB - Half circle right 20m in extended walk



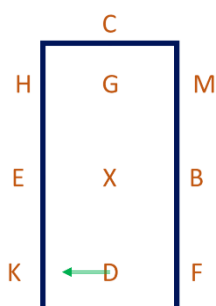
10. BF - Medium walk
F - Turn right
Bet. D & K - Half pirouette right



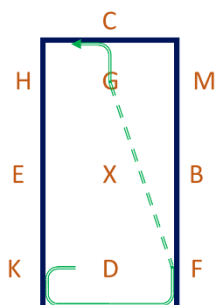
11. Bet. D & F - Half pirouette left



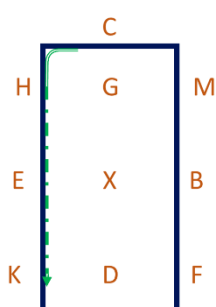
12. D - Transition to collected canter left



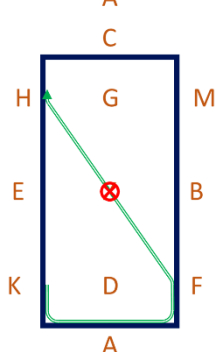
13. K - Turn left
KAF - Collected canter left
FG - Half pass left collected canter
C - Turn left



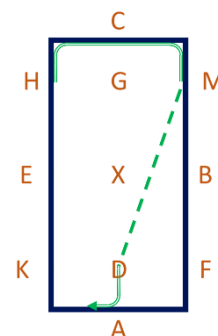
14. HK - Medium canter
K - Transition to collected canter



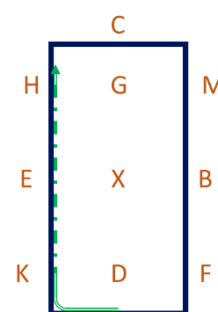
15. KAF - Collected canter
FXH - Change rein with simple change left to right over X



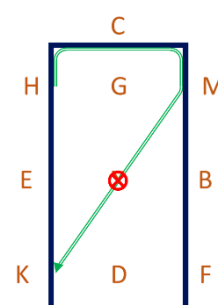
16. HCM - Collected canter
MD - Half pass right
collected canter
A - Turn right



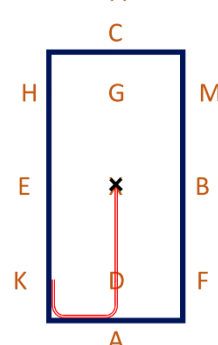
17. AK - Collected canter
KH - Medium canter
H - Transition to collected canter



18. HCM - Collected canter
MXK - Change rein with simple change right to left over X

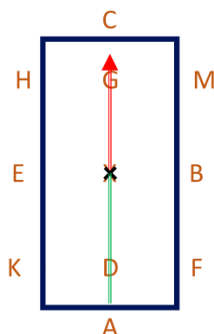


19. K - Transition to collected trot
A - Turn down the centre line
X - Halt. Immobility. Salute

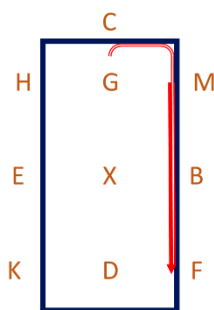


- Medium Walk
- Collected Walk
- Extended Walk
- Collected Trot
- Medium Trot
- Half Pass
- Shoulder In
- Working Canter
- Collected Canter
- Medium Canter
- Half Pass Canter
- ✕ Halt
- ✕ Simple Change

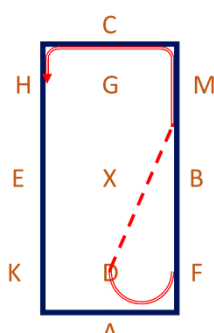
1. A - Enter collected canter
X - Halt – Immobility – Salute
X-C - Proceed in collected trot



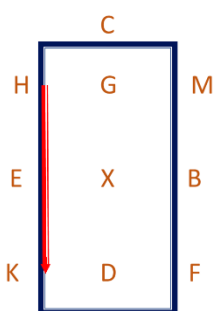
2. C - Track to the right
M-F - Shoulder in right



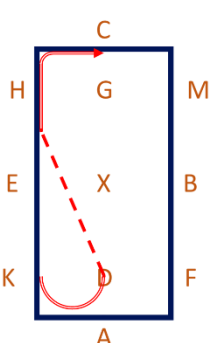
3. F - Half 10m circle to the right and half pass right to between B&M
M-H - Collected trot



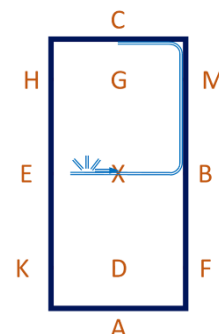
4. H-K - Shoulder in left



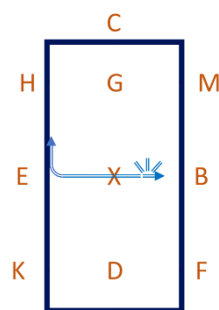
5. K - Half 10m circle to the left and half pass left to between E&H
H-C - Collected trot



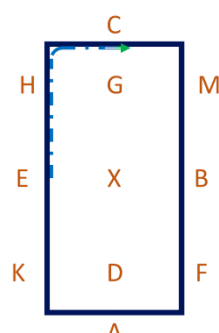
6. C - Collected walk
B - Turn Right
Between X-E - Half pirouette to the right



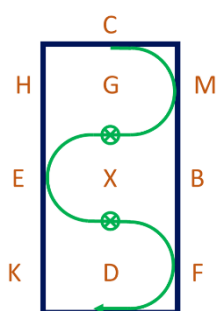
7. Between X-B - Half pirouette to the left
E - Turn right



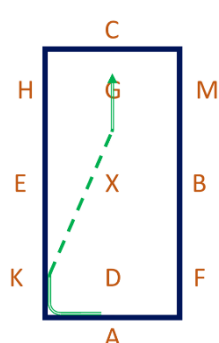
8. E H C - Extended walk
Just before C - Collected Walk
C - Collected canter right



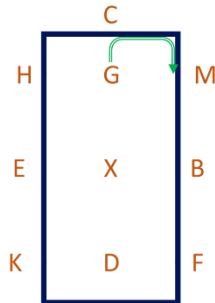
9. C - Three loop serpentine with flying change of leg each time you cross the centre line. Finish at A on right rein.



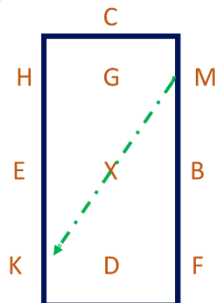
10. K - Half pass right to between X&G
G - Down centre line



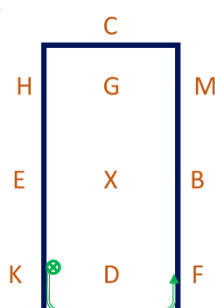
11. C - Turn Right
C-M - Collected canter



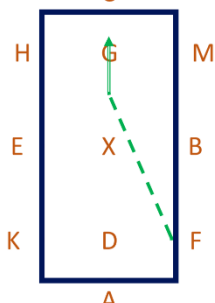
12. M X K - Change the rein
medium canter. Before K
collected canter



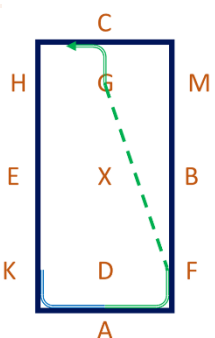
13. K - Flying change of leg to
left
K-F - Collected canter



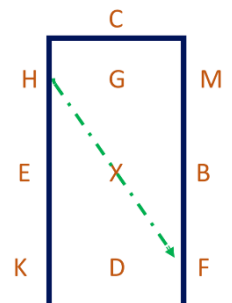
14. F - Half pass left to between
X&G
G - Down centre line



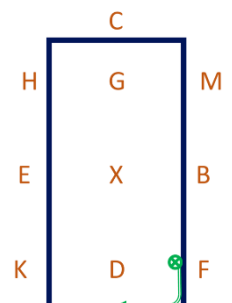
15. C - Turn left
C-H - Collected canter



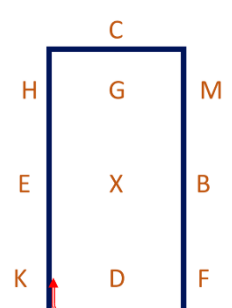
16. H X F - Change the rein
medium canter. Before F
collected canter



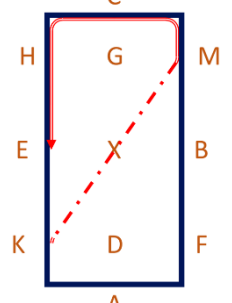
17. F - Flying change of leg to
right
F-A - Collected canter



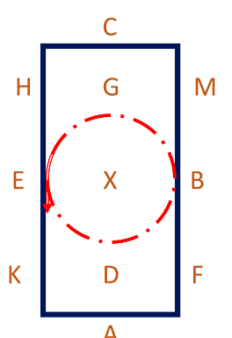
18. A - Transition to collected
trot
A-K - Collected trot



19. K X M - Change the rein in
medium trot
M - Collected trot
M C H E - Collected trot



20. E - 20m circle left allow the
horse to stretch
Just Before E - Collected trot



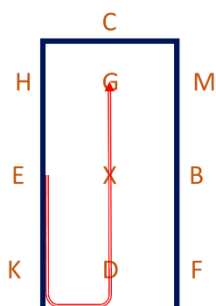


Ad Medium 6a

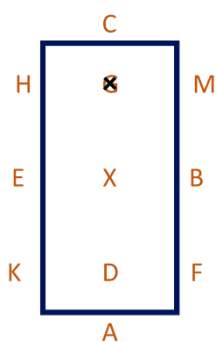
(2020)

Arena 20m x 40m
Approx. time 6 mins

21. E-A - Collected trot
A - Down Centre line



22. X - Halt - Immobility - salute



- Medium Walk
- Collected Walk
- Extended Walk
- Collected Trot
- Medium Trot
- Half Pass
- Shoulder In
- Collected Trot
- Trot with stretch
- Working Canter
- Collected Canter
- Medium Canter
- Half Pass Canter
- Halt
- Simple Change
- Flying Change