



RIDING



CLUB

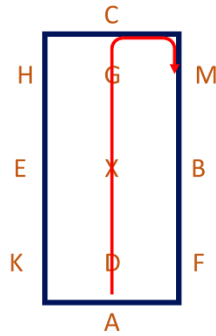
LEAGUES



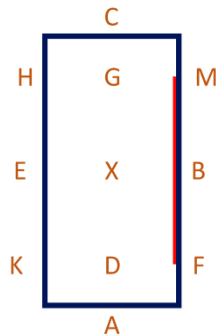
ELIGIBILITY

- ◆ You will need to be an active Member of a registered British Riding Clubs to compete in these classes
- ◆ Intro - Combinations not to have competed at Novice
- ◆ Prelim - Combinations not to have competed at Elementary
- ◆ Novice - Combinations not to have competed at Medium
- ◆ Elementary - Combinations not to have competed at Advanced Medium
- ◆ Medium - Combinations not to have competed at Advanced or above
- ◆ Advanced Medium - Open to all

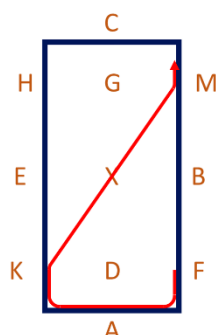
1. A - Enter in working trot and proceed down the centre line
C - Track right



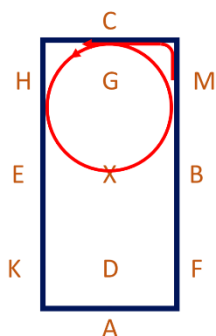
2. MBF - Working Trot



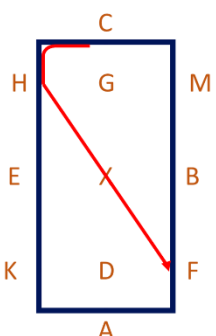
3. FAK - Working Trot
KXM - Change rein



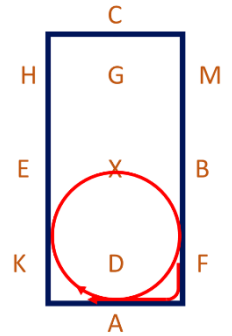
4. MC - Working trot
C - Circle left 20m diameter



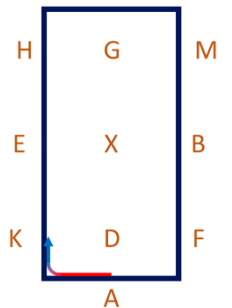
5. CH - Working trot
HXF - Change rein



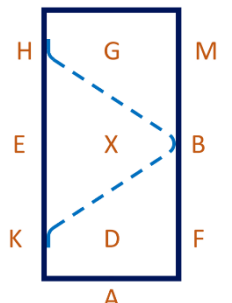
6. FA - Working Trot
A - Circle right 20m diameter



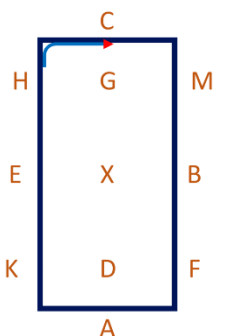
7. Between A & K medium walk



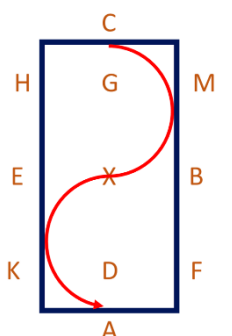
8. KB - Free Walk on long rein
BH - Free Walk on long rein



9. H - Medium Walk
C - Working Trot



10. CX - Half 20m circle right
XA - Half 20m circle left



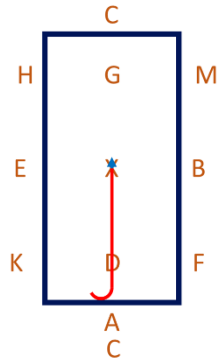


Intro 1e

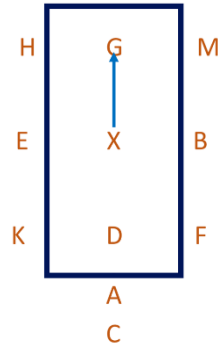
(2020)

Arena 20m x 40m
Approx. time 5 mins

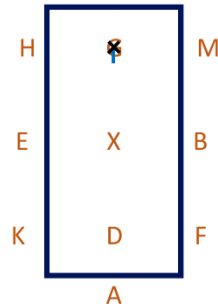
11. A – Turn down centre line
X – Medium Walk







12. XG – Medium walk

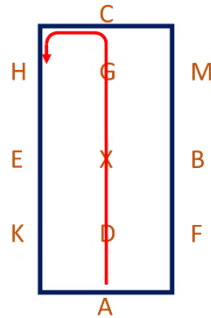


13. G– Halt. Immobility. Salute

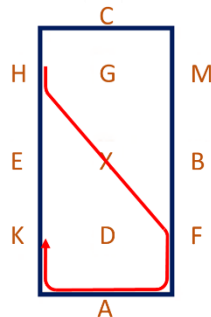


-  Medium Walk
-  Walk on a Free Rein
-  Working Trot
-  Halt

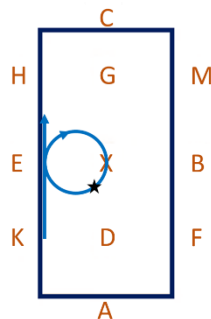
1. A - Enter in working trot and proceed down the centre line
C - Track left



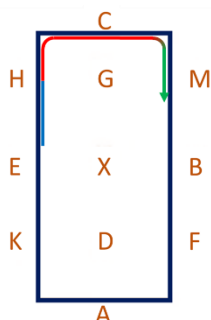
2. HXF - Change the rein in working trot
FAK - Working trot



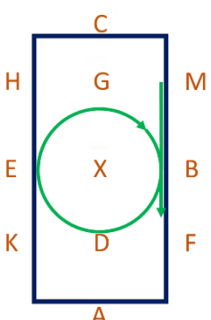
3. K - Medium walk
E - Circle right 10m diameter, give and retake the inside rein on the 2nd half of the circle



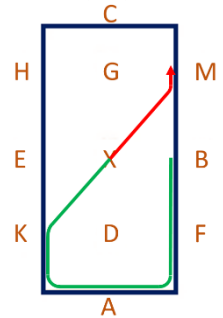
4. H - Working trot
Between C & M - Working canter right



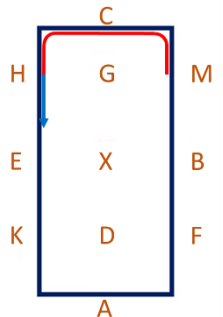
5. B - Circle right 20m diameter



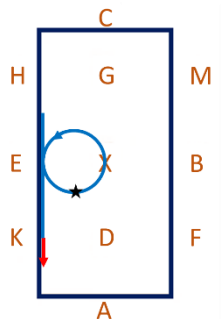
6. BFA - Working canter
KXM - Change the rein in working canter, transition to trot over X



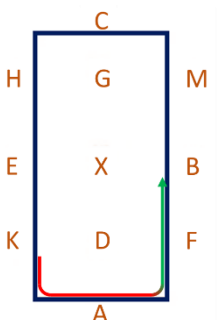
7. M-C - Working trot
H - Medium walk



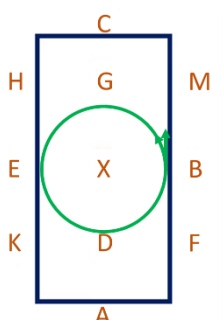
8. E - Circle left 10m diameter, give and retake the inside rein on the 1st half of the circle
K - Working trot



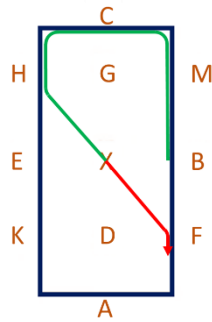
9. Between A&F - Working canter left
FB - Working canter



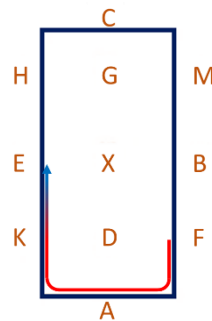
10. B - Circle left 20m diameter in working canter



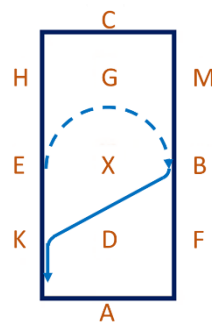
11. BMC – Working canter
HXF – Change the rein in working canter, transition to trot over X



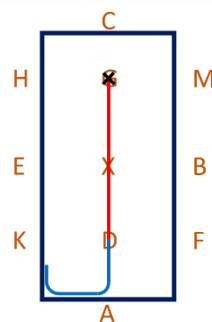
12. FAK – Working trot
Between K&E – Medium walk



13. E-B – Half circle right 20m diameter in free walk on a long rein
B-K – Change the rein in medium walk

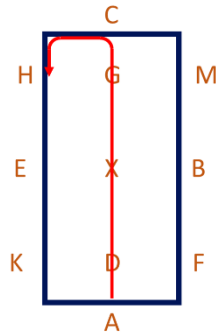


14. A – Turn down the centre line
D – Working trot
G – Halt, Immobility, Salute

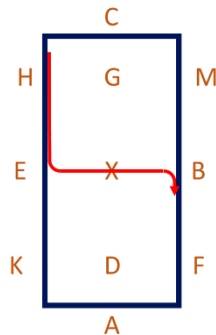


- Medium Walk
- - - Walk on a Free Rein
- Working Trot
- Working Canter
- ★ Give and take reins
- ✕ Halt

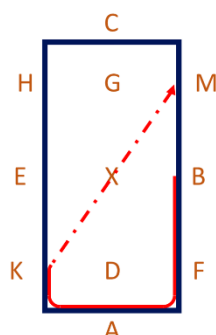
1. A - Enter in working trot and proceed down the centre line
C - Turn left



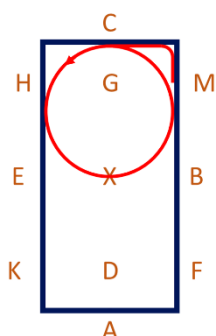
2. E - Turn left
B - Track right



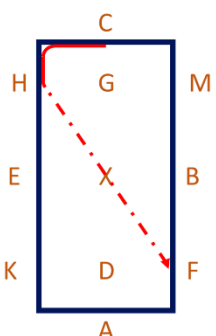
3. BAK - Working Trot
KXM - Change rein & show some medium strides



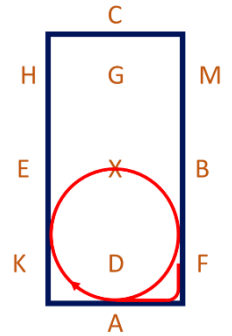
4. MC - Working trot
C - Circle left 20m diameter



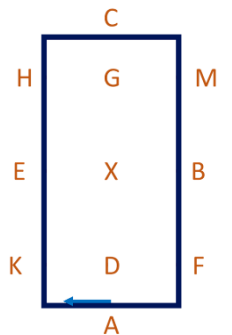
5. CH - Working trot
HXF - Change rein & show some medium strides



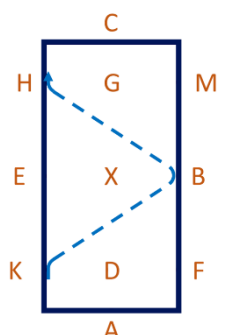
6. FA - Working Trot
A - Circle right 20m diameter



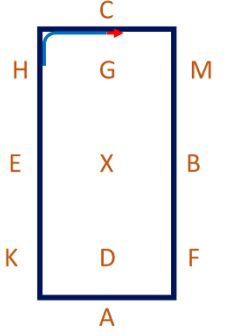
7. A - Medium walk



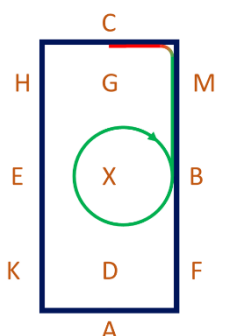
8. KB - Free Walk on long rein
BH - Free Walk on long rein



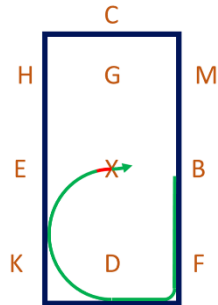
9. H - Medium Walk
C - Working Trot



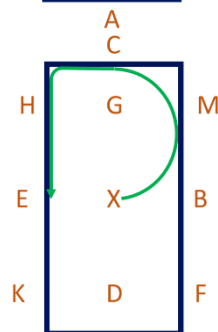
10. Between C & M - transition to canter right
B - Circle right 15m diameter



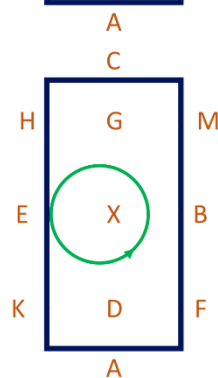
11. BF – Working canter
A – Half circle right 20m diameter to X
Just before X – Transition to trot (one horse length)
Immediately proceed in working canter left



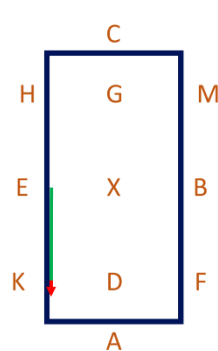
12. Just after X – working canter left
Half circle left 20m diameter to C
CE – Working canter



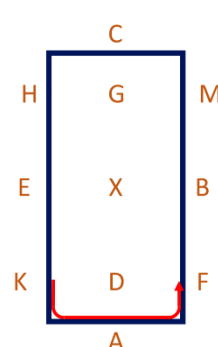
13. E – Circle left 15m diameter



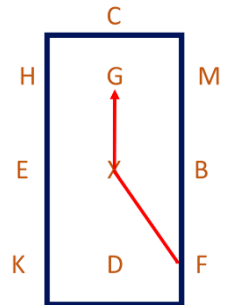
14. EK – Working Canter
K – Working Trot



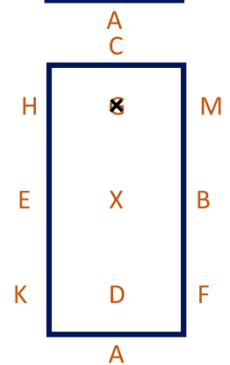
15. KAF – Working trot



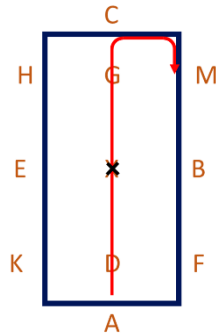
16. FXG – Working trot



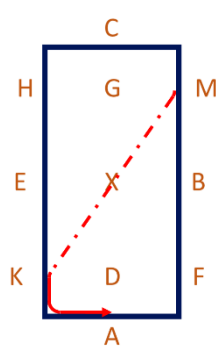
17. G – Halt. Immobility. Salute



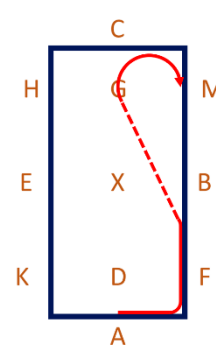
1. A - Enter at Working Trot
X - Halt. Salute. Proceed at working trot
C - Track Right



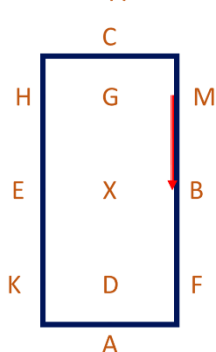
2. MXK - Change rein in medium trot



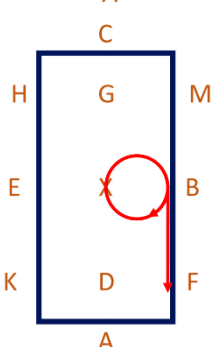
3. Bet. F & B - Inward leg yield left to G
G - Half circle right 10m to M



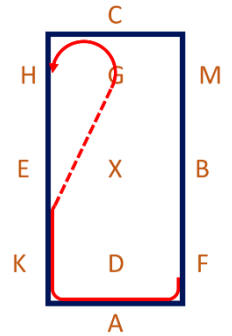
4. MB - Shoulder in Right



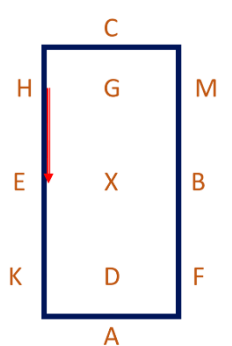
5. B - 10m circle right in working trot



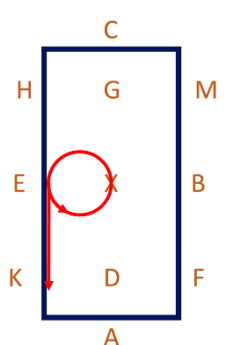
6. Bet. K & E - Inward leg yield right to G
G - Half circle left to H



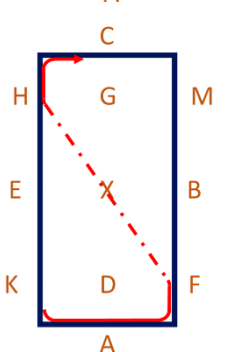
7. HE - Shoulder in Left



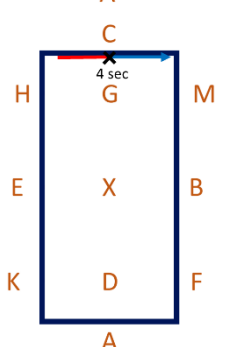
8. E - 10m circle left in working trot



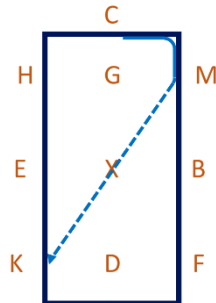
9. FXH - Change rein in medium trot



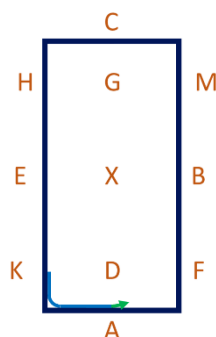
10. C - Halt. Immobility 4 secs.
Proceed in medium walk



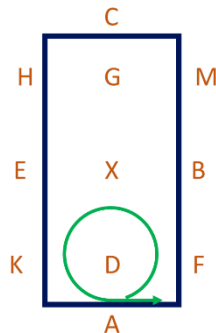
11. MXK - Free walk on long rein



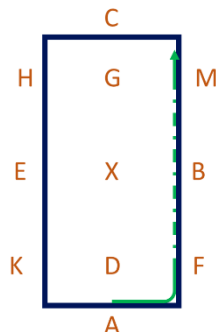
12. K - Medium walk
A - Transition to canter left



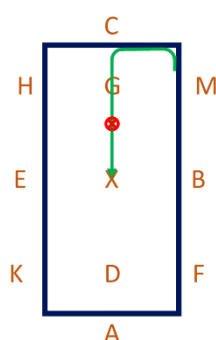
13. A - Circle left 15m diameter in working canter



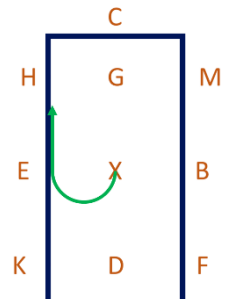
14. FBM - Medium canter
M - Transition to working canter



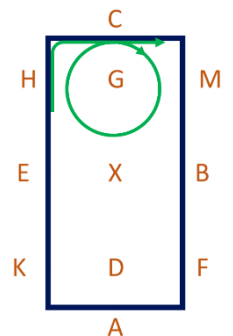
15. C - Turn left down centre line
Bet. C & X - Simple change left to right



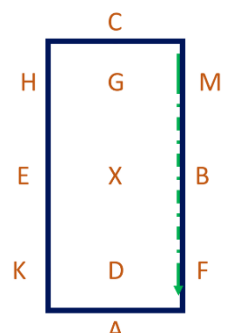
16. XE - Half 10m circle right in working canter



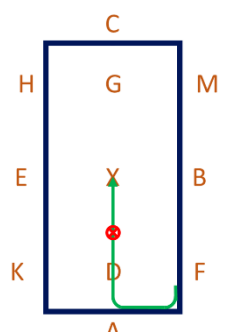
17. C - Circle right 15 m diameter in working canter



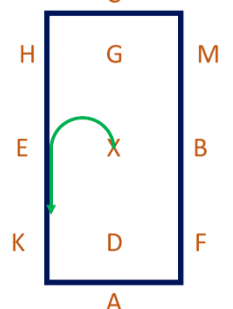
18. MBF - Medium canter



19. A - Turn down centre line
Bet. A & X - Simple change right to left



20. XE - Half 10m circle left



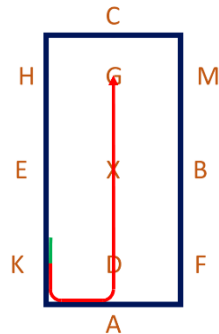


Elementary 4f

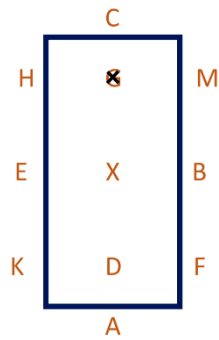
(2022)

Arena 20m x 40m
Approx. time 5 mins

21. K - Transition to working trot
A - Turn right down centre
line

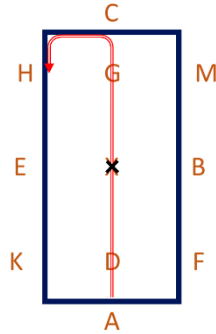


22. G – Halt, Immobility, Salute

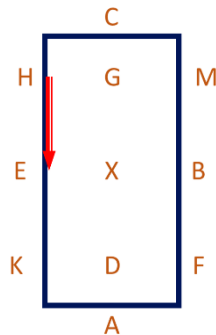


- Medium Walk
- - - Walk on a Free Rein
- Working Trot
- . - . Medium Trot
- - - - Leg Yield
- Shoulder In
- Working Canter
- . - . Medium Canter
- ✕ Halt
- ⊗ Simple Change

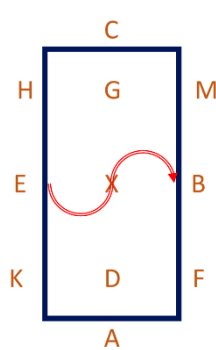
1. A - Enter at collected Trot
X - Halt. Salute. Proceed at collected trot
C - Track Left



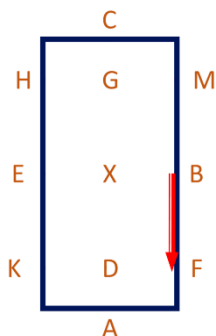
2. HE – Shoulder in left



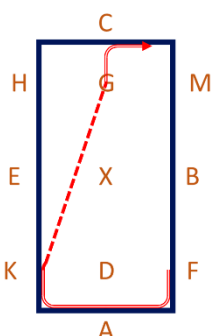
3. EX - Half circle left 10m diameter to X
XB - Half circle right 10m diameter to B



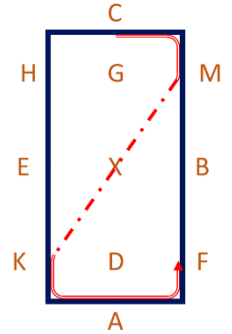
4. BF - Shoulder in right



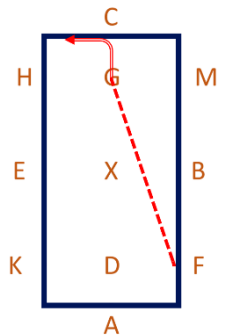
5. FAK - Collected trot
KG - Half pass right collected trot
C - Track right



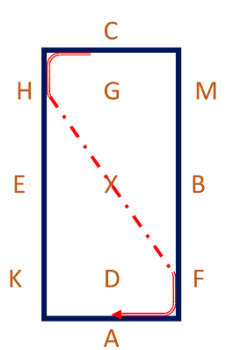
6. MXK - Change rein in medium trot
KAF - Collected trot



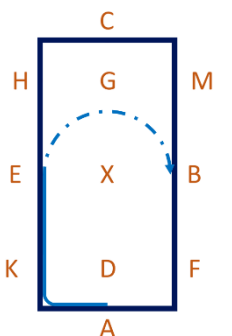
7. FG – Half pass left collected trot
C - Track left



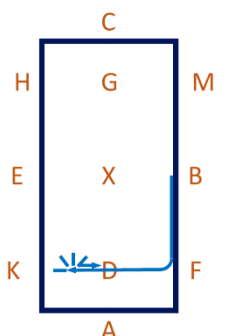
8. HXF – Change rein in medium trot
FA - Collected trot



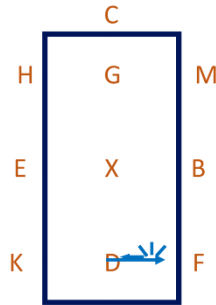
9. A – Transition to medium walk
AKE - Medium walk
EB - Half circle right 20m in extended walk



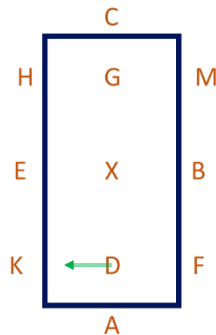
10. BF – Medium walk
F - Turn right
Bet. D & K - Half pirouette right



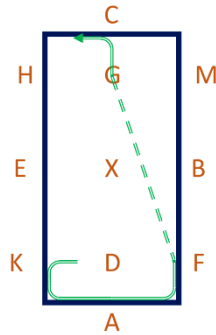
11. Bet. D & F - Half pirouette left



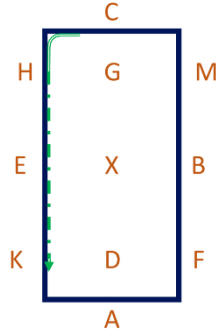
12. D - Transition to collected canter left



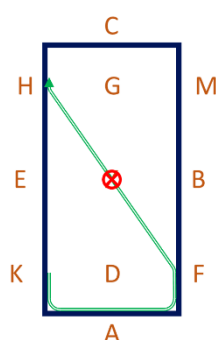
13. K - Turn left
KAF - Collected canter left
FG - Half pass left collected canter
C - Turn left



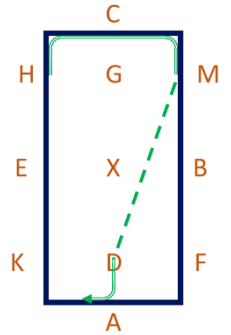
14. HK - Medium canter
K - Transition to collected canter



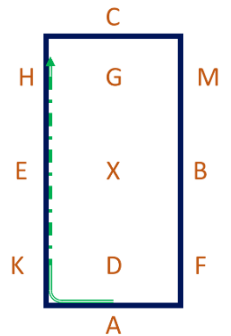
15. KAF - Collected canter
FXH - Change rein with simple change left to right over X



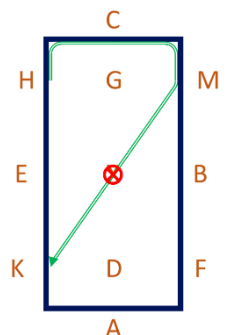
16. HCM - Collected canter
MD - Half pass right collected canter
A - Turn right



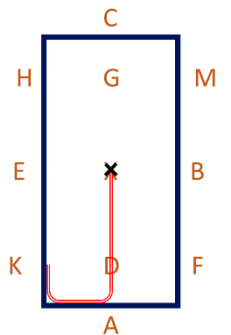
17. AK - Collected canter
KH - Medium canter
H - Transition to collected canter
















18. HCM - Collected canter
MXK - Change rein with simple change right to left over X

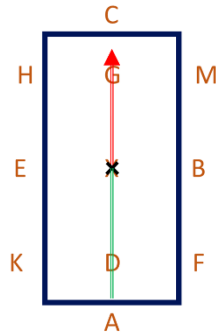


19. K - Transition to collected trot
A - Turn down the centre line
X - Halt. Immobility. Salute

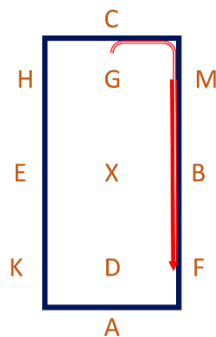


-  Medium Walk
-  Collected Walk
-  Extended Walk
-  Collected Trot
-  Medium Trot
-  Half Pass
-  Shoulder In
-  Working Canter
-  Collected Canter
-  Medium Canter
-  Half Pass Canter
-  Halt
-  Simple Change

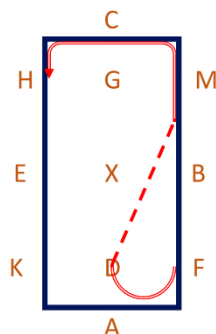
1. A - Enter collected canter
X - Halt – Immobility – Salute
X-C - Proceed in collected trot



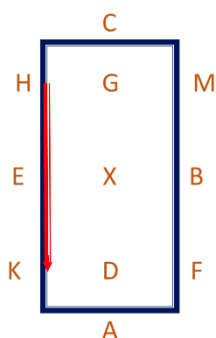
2. C - Track to the right
M-F - Shoulder in right



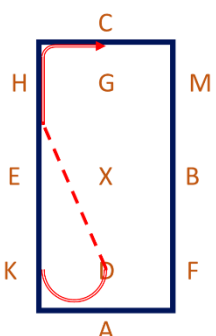
3. F - Half 10m circle to the right and half pass right to between B&M
M-H - Collected trot



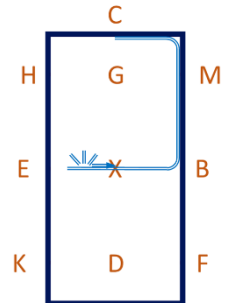
4. H-K - Shoulder in left



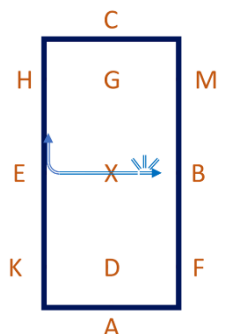
5. K - Half 10m circle to the left and half pass left to between E&H
H-C - Collected trot



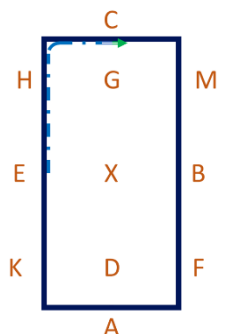
6. C - Collected walk
B - Turn Right
Between X-E - Half pirouette to the right



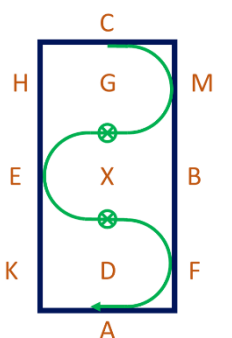
7. Between X-B - Half pirouette to the left
E - Turn right



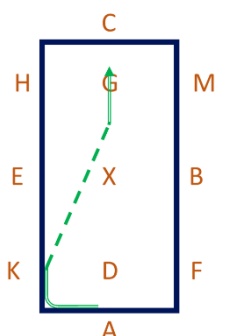
8. E H C - Extended walk
Just before C - Collected Walk
C - Collected canter right



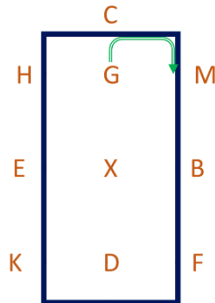
9. C - Three loop serpentine with flying change of leg each time you cross the centre line. Finish at A on right rein.



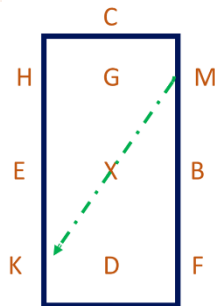
10. K - Half pass right to between X&G
G - Down centre line



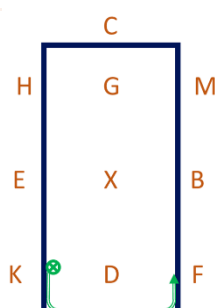
11. C - Turn Right
C-M - Collected canter



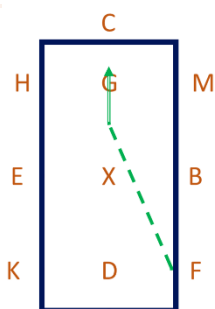
12. M X K - Change the rein
medium canter. Before K
collected canter



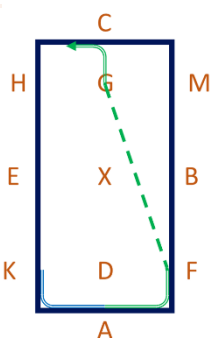
13. K - Flying change of leg to
left
K-F - Collected canter



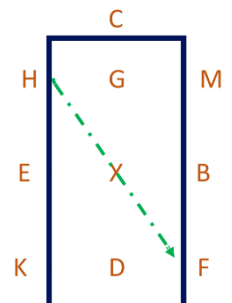
14. F - Half pass left to between
X&G
G - Down centre line



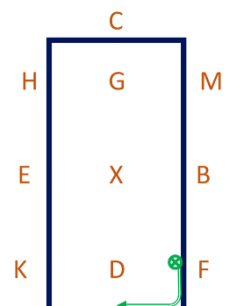
15. C - Turn left
C-H - Collected canter



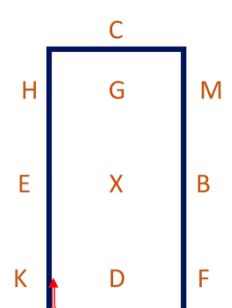
16. H X F - Change the rein
medium canter. Before F
collected canter



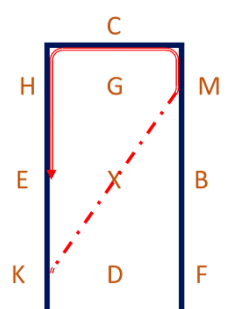
17. F - Flying change of leg to
right
F-A - Collected canter



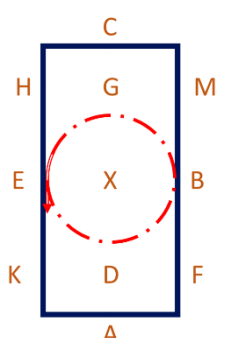
18. A - Transition to collected
trot
A-K - Collected trot



19. K X M - Change the rein in
medium trot
M - Collected trot
M C H E - Collected trot



20. E - 20m circle left allow the
horse to stretch
Just Before E - Collected trot



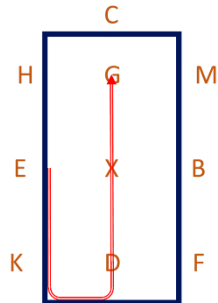


Ad Medium 6a

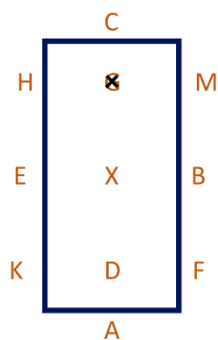
(2020)

Arena 20m x 40m
Approx. time 6 mins

21. E-A - Collected trot
A - Down Centre line



22. X - Halt - Immobility - salute



- Medium Walk
- Collected Walk
- Extended Walk
- Collected Trot
- Medium Trot
- Half Pass
- Shoulder In
- Collected Trot
- Trot with stretch
- Working Canter
- Collected Canter
- Medium Canter
- Half Pass Canter
- Halt
- Simple Change
- Flying Change