

# E-RIDERS MAY SCHEDULE



DEADLINE FOR ENTRIES 28<sup>TH</sup> MAY – DEADLINE FOR VIDEOS – 31<sup>ST</sup> MAY

## Diamond League

Kindly Sponsored by Adventures of Huckleberry Pie

Intro 1a (2020)

Intro 1e (2020)

Prelim 2a (2020)

Prelim 2e (2020)

Novice 3a (2020)

Novice 3e (2020)

Elementary 4c (2020)

Medium 5a (2020)

AdMed 6a (2020) - PSG 50 (2020)



## Prancing with Poles

Kindly Sponsored by HY-Equestrian



Intro Level 1a

Prelim Level 2a

Novice Level 3a

Elem Level 4a

## HIGHEST PLACED AWARDS

Each month we will have rosettes 1st-10th to award to our highest placed riders for each section! You can enter any class and any level - its your highest score that counts!

## Class Sections

\*Limited – Not to have scored 64% at that level or higher

\*Juniors – 15yrs or younger

\*Restricted

\*Open

Please check our website for Restrictions to find your best suited class

## Veteran League

Intro 1c (2020)

Prelim 2c (2020)

Novice 3c (2020)

Elementary 4c (2020)



Rosettes 1<sup>st</sup>-10<sup>th</sup> place!!

## \* Riding Club League \*



Intro 1b (2020)

Prelim 2b (2020)

Novice 3b (2020)

Elementary 4b (2020)

## E-Riders Eventing

BE90 – Test 97

BE100 – Test 102

BE Novice – Test 130

BE Inter – Test 117

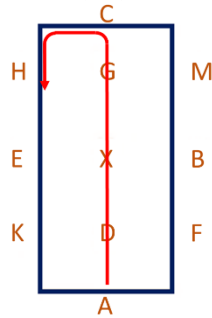


[WWW.E-RIDERS.CO.UK](http://WWW.E-RIDERS.CO.UK)

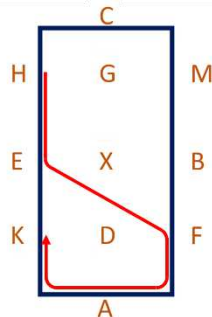
Visit our website for all Rules & Entries



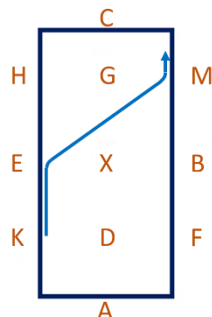
1. A - Enter in working trot and proceed down the centre line  
C - Track left



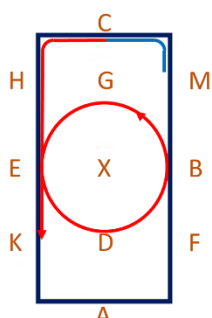
2. E-F - Change the rein in working trot  
FAK - Working trot



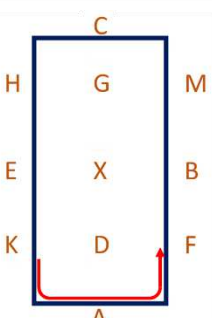
3. K - Medium walk  
E-M - Change the rein in medium walk



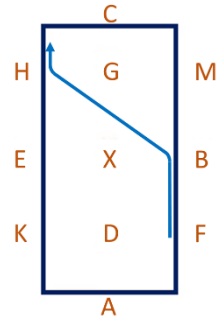
4. C - Working trot  
E - Circle left 20m diameter in working trot



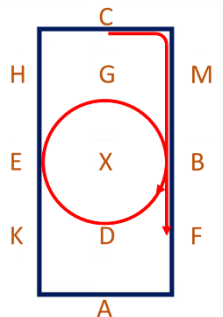
5. KAF - Working trot



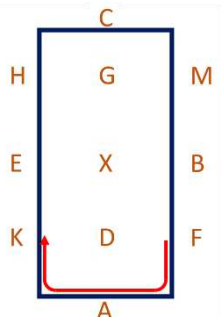
6. F - Medium walk  
B-H - Change the rein in medium walk



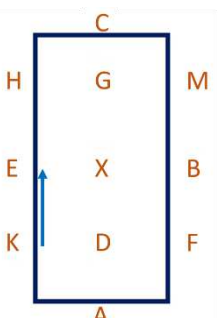
7. C - Working trot  
B - Circle right 20m diameter in working trot



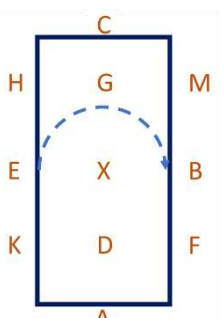
8. FAK - Working trot



9. K - Medium walk



10. E - Half circle right 20m to B at free walk on a long rein



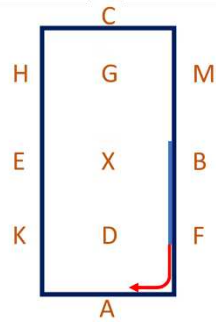


# Intro 1b

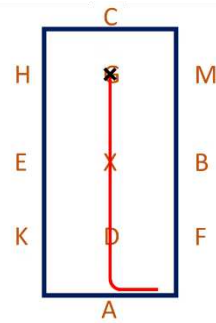
(2020)





Arena 20m x 40m  
Approx. time 5 mins

11. B – Medium walk  
F – Working trot

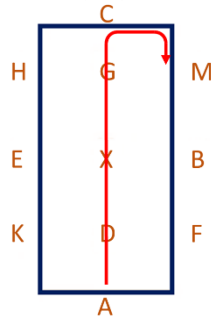


12. A – Turn down the centre line  
G – Halt, Immobility, Salute

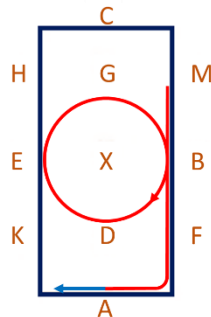


-  Medium Walk
-  Walk on a Free Rein
-  Working Trot
-  Halt

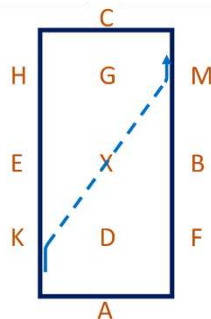
1. A - Enter in working trot and proceed down the centre line  
C - Track right



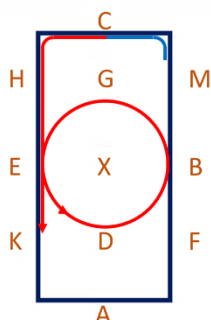
2. B - Circle right 20m diameter in working trot  
A - Medium walk



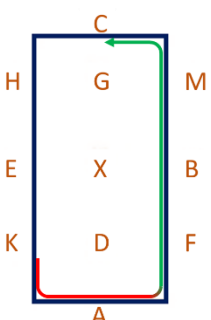
3. K - M - Change the rein in free walk on a long rein  
M - Medium walk



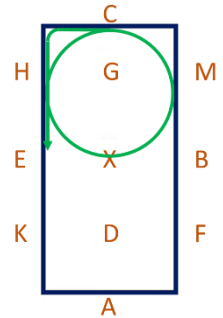
4. C - Working trot  
E - Circle left 20m diameter in working trot



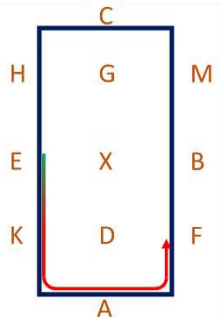
5. Bet. A&F - Transition to working canter  
BMC - Working canter



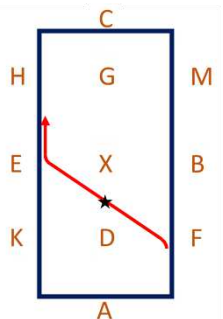
6. C - Circle left 20m diameter in working canter  
CHE - Working canter



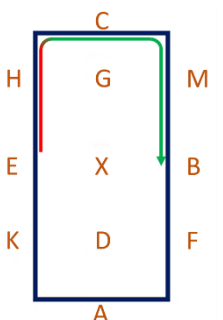
7. Bet. E&K - Transition to working trot  
KAF - Working trot



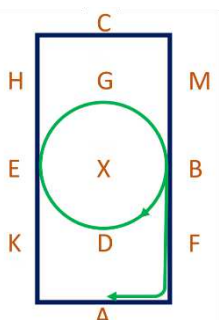
8. F-E - Change the rein in working trot. Give and retake the reins whilst crossing the centre line



9. Bet. H&C - Transition to working canter  
CMB - Working canter



10. B - Circle right 20m diameter in working canter  
F-A - Working canter



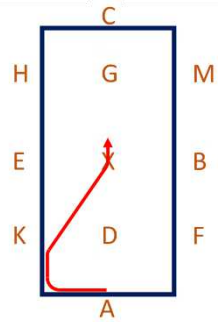


# Prelim 2b

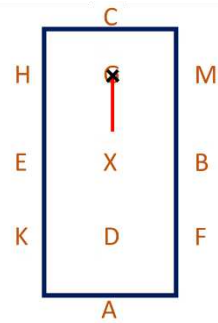
(2020)







Arena 20m x 40m  
Approx. time 5 mins

11. A – Transition to working  
trot  
K-X – Working trot

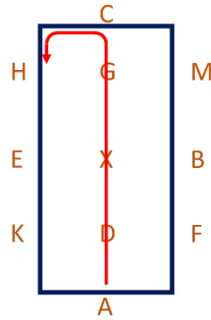


12. G – Halt, Immobility, Salute

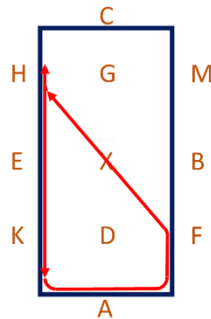


-  Medium Walk
-  Walk on a Free Rein
-  Working Trot
-  Working Canter
-  Give and take reins
-  Halt

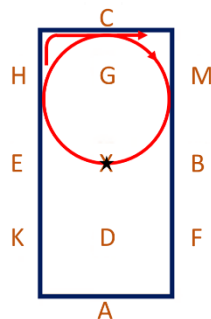
1. A - Enter in working trot and proceed down the centre line  
C – Track left



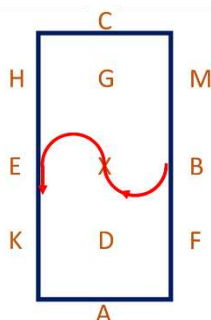
2. HEKA – Working trot  
FXH – Change the rein in working trot



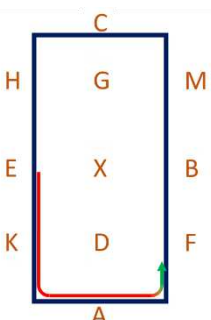
3. C – Circle right 20m diameter. Give and retake the reins when crossing the centre line



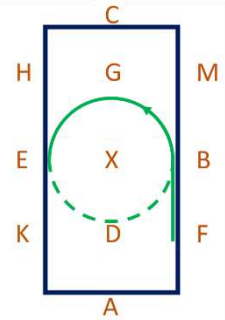
4. B – Half circle right 10m to X in working trot  
X - Half circle left 10m to E in working trot



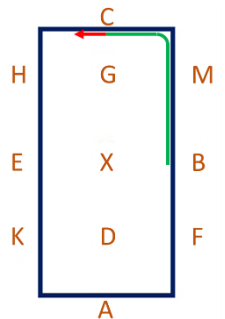
5. E-K – Working trot  
Between A & F – Working canter left



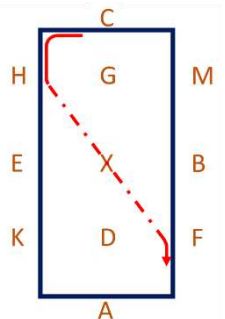
6. B – Circle left 20m diameter and show some medium canter strides on second half of the circle



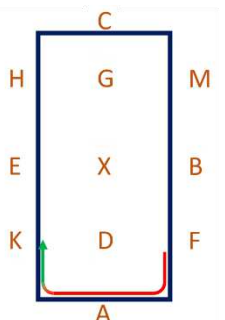
7. B-M – Working canter  
C – Working trot



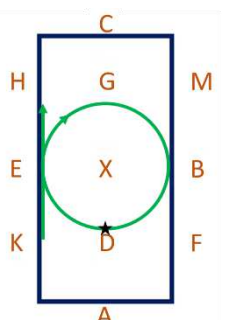
8. HXF – Change the rein and show some medium trot strides



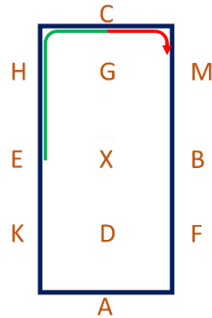
9. Between A&K – Working canter right



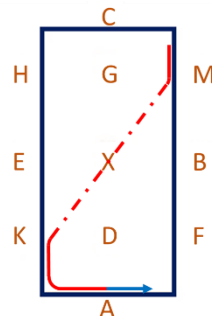
10. E – Circle right 20m diameter and give and retake the reins when crossing the centre line for the second time



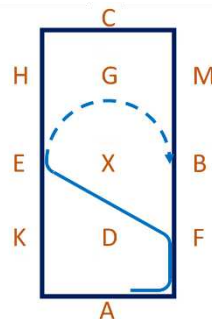
11. E-H – Working canter  
C – Working trot



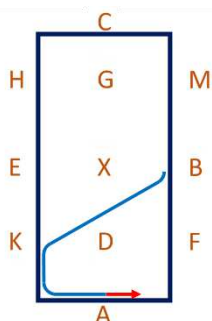
12. MXK – Change the rein and show some medium trot strides  
A – Medium walk



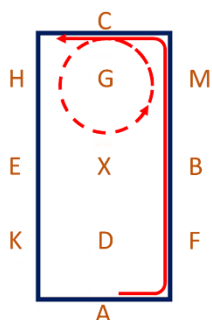
13. F-E – Change the rein in medium walk  
E-B – Half 20m circle right 20m to B in free walk on a long rein



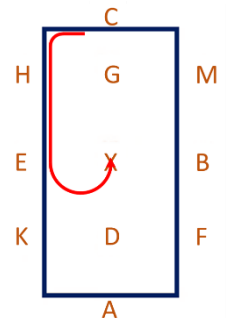
14. B-K – Change the rein in medium walk  
A – Working trot



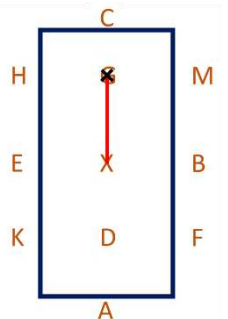
15. A-C – working trot. Circle left 15m diameter allowing the horse to stretch, taking up the reins before returning to C



16. H-E – Working trot  
E – Half circle left 10m diameter to X

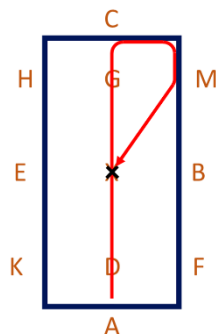


17. X – Continue down the centre line  
G – Halt, Immobility, Salute

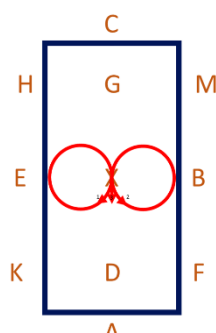


- Medium Walk
- - - Walk on a Free Rein
- Working Trot
- - - Working trot allowing stretch
- . - . Medium Trot
- Working Canter
- . - . Medium Canter
- ★ Give and take reins
- ★ Halt

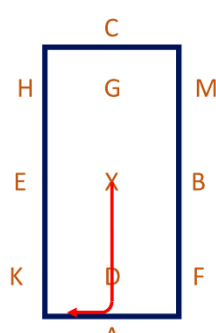
1. A - Enter in working trot and proceed down the centre line  
X - Halt, Immobility, Salute.  
Proceed in working trot  
C - Track right  
MX - Working trot



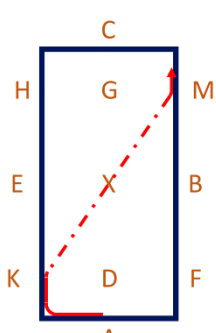
2. X - Circle right 10m diameter  
X - Circle left 10m diameter



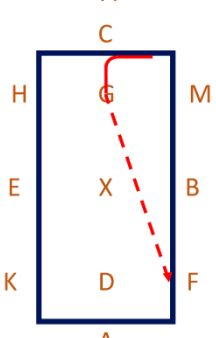
3. XA - Working trot  
A - Turn right



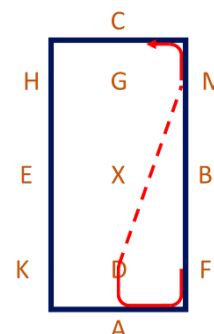
4. KXM - Change the rein in medium trot  
M - Working trot



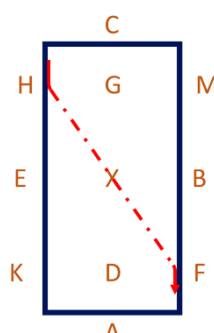
5. C - Turn down the centre line  
GF - Leg yield left



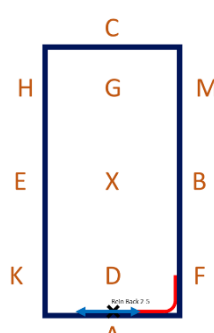
6. A - Turn down the centre line  
DM - Leg yield right



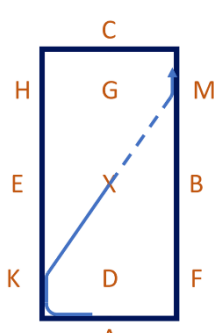
7. HXF - Change the rein in medium trot  
F - Working Trot



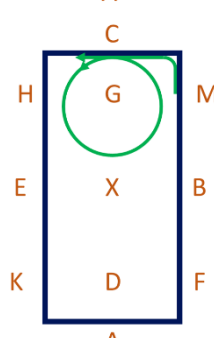
8. A - Halt, rein back 2-5 steps, proceed in medium walk



9. KX - Medium walk  
XM - Free walk on a long rein  
M - Medium walk

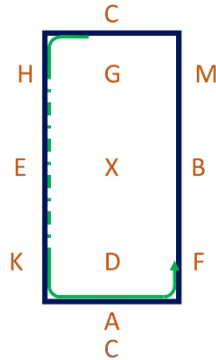


10. C - Canter left and circle left 15m diameter

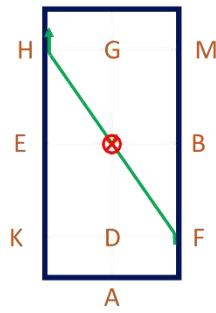




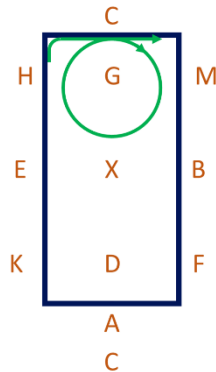
11. HEK – Medium canter  
KAF – Working canter



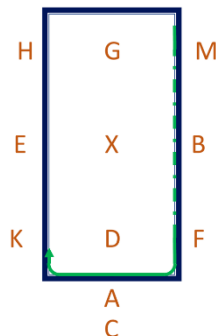
12. FXH – Change the rein with a simple change over X



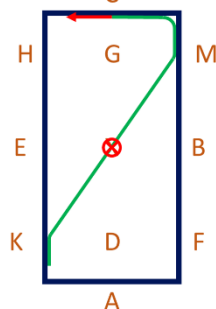
13. C – Circle right 15m diameter



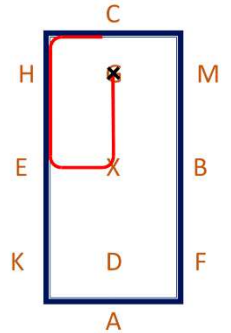
14. MBF – Medium canter  
FAK – Working canter














15. KXM – Change the rein with a simple change over X  
C – Working trot



16. E – Turn left  
X – Turn left  
G – Halt, Immobility, Salute



-  Medium Walk
-  Walk on a Free Rein
-  Working Trot
-  Medium Trot
-  Leg Yield
-  Shoulder In
-  Collected Trot
-  Working Canter
-  Medium Canter
-  Halt
-  Simple Change